

ANNUAL FINANCIAL REPORT

of the

City of Parker, Texas

**For the Year Ended
September 30, 2017**

(This page intentionally left blank.)

City of Parker, Texas

TABLE OF CONTENTS

September 30, 2017

FINANCIAL SECTION

| | |
|--------------------------------------|---|
| Independent Auditor's Report | 1 |
| Management's Discussion and Analysis | 5 |

Basic Financial Statements

Government-Wide Financial Statements

| | |
|---------------------------|----|
| Statement of Net Position | 19 |
| Statement of Activities | 20 |

Fund Financial Statements

Governmental Funds:

| | |
|--|----|
| Balance Sheet | 22 |
| Reconciliation of the Balance Sheet to the Statement of Net Position- Governmental Funds | 25 |
| Statement of Revenues, Expenditures, and Changes in Fund Balance- Governmental Funds | 26 |
| Reconciliation of the Statement of Revenues, Expenditures, and Changes in Fund Balances of Governmental Funds to the Statement of Activities | 29 |

Proprietary Funds:

| | |
|---|----|
| Statement of Net Position | 30 |
| Statement of Revenues, Expenses, and Changes in Fund Net Position | 31 |
| Statement of Cash Flows | 32 |

| | |
|--|-----------|
| Notes to the Financial Statements | 35 |
|--|-----------|

REQUIRED SUPPLEMENTARY INFORMATION

| | |
|---|----|
| Schedule of Revenues, Expenditures, and Changes in Fund Balances- Budget and Actual - General Fund | 69 |
| Schedule of Changes in Net Pension Liability and Related Ratios | 70 |
| Schedule of Employer Contributions to Pension Plan | 71 |

(This page intentionally left blank.)



INDEPENDENT AUDITOR'S REPORT

To the Honorable Mayor and
Members of the City Council
City of Parker, Texas:

Report on the Financial Statements

We have audited the accompanying financial statements of the governmental activities, the business-type activities, each major fund, and the aggregate remaining fund information of the City of Parker, Texas (the "City"), as of and for the year ended September 30, 2017, and the related notes to the financial statements, which collectively comprise the City's basic financial statements as listed in the table of contents.

Management's Responsibility for the Financial Statements

The City's management is responsible for the preparation and fair presentation of these financial statements in accordance with accounting principles generally accepted in the United States of America; this includes the design, implementation, and maintenance of internal control relevant to the preparation and fair presentation of financial statements that are free from material misstatement, whether due to fraud or error.

Auditor's Responsibility

Our responsibility is to express opinions on these financial statements based on our audit. We conducted our audit in accordance with auditing standards generally accepted in the United States of America. Those standards require that we plan and perform the audit to obtain reasonable assurance about whether the financial statements are free from material misstatement.

An audit involves performing procedures to obtain audit evidence about the amounts and disclosures in the financial statements. The procedures selected depend on the auditor's judgment, including the assessment of the risks of material misstatement of the financial statements, whether due to fraud or error. In making those risk assessments, the auditor considers internal control relevant to the entity's preparation and fair presentation of the financial statements in order to design audit procedures that are appropriate in the circumstances, but not for the purpose of expressing an opinion on the effectiveness of the entity's internal control. Accordingly, we express no such opinion. An audit also includes evaluating the appropriateness of accounting policies used and the reasonableness of significant accounting estimates made by management, as well as evaluating the overall presentation of the financial statements.

We believe that the audit evidence we have obtained is sufficient and appropriate to provide a basis for our audit opinion.

Opinion

In our opinion, the financial statements referred to above present fairly, in all material respects, the respective financial position of the governmental activities, the business-type activities, each major fund, and the aggregate remaining fund information of the City as of September 30, 2017, and the respective changes in financial position and, where applicable, cash flows thereof for the year then ended in accordance with accounting principles generally accepted in the United States of America.

Other Matters

Required Supplementary Information

Accounting principles generally accepted in the United States of America require that the management's discussion and analysis, schedule of changes in net pension liability and related ratios, schedule of employee contributions to pension plan, and budgetary comparison information be presented to supplement the basic financial statements. Such information, although not a part of the basic financial statements, is required by the Governmental Accounting Standards Board who considers it to be an essential part of financial reporting for placing the basic financial statements in an appropriate operational, economic, or historical context. We have applied certain limited procedures to the required supplementary information in accordance with auditing standards generally accepted in the United States of America, which consisted of inquiries of management about the methods of preparing the information and comparing the information for consistency with management's responses to our inquiries, the basic financial statements, and other knowledge we obtained during our audit of the basic financial statements. We do not express an opinion or provide any assurance on the information because the limited procedures do not provide us with sufficient evidence to express an opinion or provide any assurance.



BrooksWatson & Co.
Certified Public Accountants
Houston, Texas
December 15, 2017

(This page intentionally left blank.)

(This page intentionally left blank.)

***MANAGEMENT'S DISCUSSION
AND ANALYSIS***

(This page intentionally left blank.)

City of Parker, Texas

MANAGEMENT'S DISCUSSION AND ANALYSIS (MD&A)

September 30, 2017

As management of the City of Parker, Texas (the "City"), we offer readers of the City's financial statements this narrative overview and analysis of the financial activities of the City for the fiscal year ended September 30, 2017.

Financial Highlights

- The City's total combined net position is \$53,601,929 at September 30, 2017. Of this, \$5,942,280 (unrestricted net position) may be used to meet the City's ongoing obligations to its citizens and creditors.
- At the close of the current fiscal year, the City's governmental funds reported combined fund balances of \$5,548,992, a decrease of \$273,908.
- As of the end of the year, the unassigned fund balance of the general fund was \$4,301,687 or 128% of total general fund expenditures.
- The City had an overall increase in net position of \$3,174,428, which is primarily due to capital assets contributed by a developer during the year.
- The City budgeted a deficit to fund balance for the general fund of \$490,932 for the year. The actual activity resulted in an increase in the fund balance for the general fund of \$75,443. This resulted in a positive overall variance between budget to actual of \$566,375.

Overview of the Financial Statements

The discussion and analysis provided here are intended to serve as an introduction to the City's basic financial statements. The City's basic financial statements consist of three components: 1) government-wide financial statements, 2) fund financial statements, and 3) the notes to financial statements. This report also includes supplementary information intended to furnish additional detail to support the basic financial statements themselves.

Government-Wide Statements

The *government-wide financial statements* are designed to provide readers with a broad overview of the City's finances, in a manner similar to a private-sector business.

The *statement of net position* presents information on all of the City's assets, liabilities, and deferred inflows/outflows with the difference reported as *net position*. Over time, increases or decreases in net position may serve as a useful indicator of whether the financial position of the City is improving or deteriorating. Other non-financial factors, such as the City's property tax base and the condition of the City's infrastructure, need to be considered in order to assess the overall health of the City.

City of Parker, Texas

MANAGEMENT'S DISCUSSION AND ANALYSIS, *Continued*

September 30, 2017

The *statement of activities* presents information showing how the City's net position changed during the most recent fiscal year. All changes in net position are reported as soon as the underlying event giving rise to the change occurs, regardless of the timing of related cash flows. Thus, revenues and expenses are reported for some items that will only result in cash flows in future fiscal periods (e.g., uncollected taxes and earned but unused vacation leave).

Both of the government-wide financial statements distinguish functions of the City that are principally supported by taxes and intergovernmental revenues (*governmental activities*) from other functions that are intended to recover all or a significant portion of their costs through user fees and charges (*business-type activities*). The governmental activities of the City include general government, public safety, public works, culture and recreation, and community development. The business-type activities of the City include water, sewer and sanitation operations.

The government-wide financial statements include not only the City itself (known as the *primary government*), but also the legally separate Parker Volunteer Fire Department for which the City is financially accountable. Although legally separate, the Fire Department functions for all practical purposes as a department of the City and therefore has been included as an integral part of the primary government.

The government-wide financial statements can be found on pages 19 through 21 of this report.

FUND FINANCIAL STATEMENTS

Funds may be considered as operating companies of the parent corporation, which is the City of Parker. They are usually segregated for specific activities or objectives. The City of Parker uses fund accounting to ensure and demonstrate compliance with finance-related legal reporting requirements. The two categories of City funds are governmental and proprietary.

Governmental Funds

Governmental funds are used to account for essentially the same functions reported as governmental activities in the government-wide financial statements. However, unlike the government-wide financial statements, governmental fund financial statements focus on *near-term inflows and outflows of spendable resources*, as well as *on balances of spendable resources* available at the end of the year. Such information may be useful in evaluating the City's near-term financing requirements.

Because the focus of governmental funds is narrower than that of the government-wide financial statements, it is useful to compare the information presented for *governmental funds* with similar information presented for *governmental activities* in the government-wide financial statements. By doing so, readers may better understand the long-term impact of the government's near-term financing decisions. Both the governmental fund balance sheet and the governmental fund statement of

City of Parker, Texas

MANAGEMENT'S DISCUSSION AND ANALYSIS, *Continued*

September 30, 2017

revenues, expenditures, and changes in fund balances provide a reconciliation to facilitate this comparison between *governmental funds* and *governmental activities*.

The City of Parker maintains four individual governmental funds. Information is presented separately in the governmental fund balance sheet and in the governmental fund statement of revenues, expenditures, and changes in fund balances for the general, debt service, and capital projects funds which are considered to be major funds.

The City of Parker adopts an annual appropriated budget for its general, debt service, capital projects, and utility funds. A budgetary comparison schedule has been provided to demonstrate compliance with the general fund budget.

Proprietary Funds

The City maintains one type of proprietary fund which is considered an enterprise fund. Enterprise funds are used to report the same functions presented as business-type activities in the government-wide financial statements. The City uses enterprise funds to account for its water distribution, wastewater collection/treatment, water construction operations and sanitation services. The proprietary fund financial statements provide separate information for the water distribution, wastewater collection/treatment fund, and sanitation funds. The basic proprietary fund financial statements can be found in the basic financial statements of this report.

Notes to Financial Statements

The notes to the financial statements provide additional information that is essential to a full understanding of the data provided in the government-wide and fund financial statements. The notes are the last section of the basic financial statements.

Other Information

In addition to the basic financial statements, MD&A, and accompanying notes, this report also presents certain Required Supplementary Information (RSI). The RSI that GASB Statement No. 34 requires includes a budgetary comparison schedule for the general fund and schedule of changes in net pension liability and related ratios for Texas Municipal Retirement System. The RSI can be found after the basic financial statements.

GOVERNMENT-WIDE FINANCIAL ANALYSIS

As noted previously, net position may serve over time as a useful indicator of the City's financial position. For the City of Parker, assets exceeded liabilities by \$53,601,929 as of September 30, 2017, in the primary government.

City of Parker, Texas
MANAGEMENT'S DISCUSSION AND ANALYSIS, *Continued*
September 30, 2017

The largest portion of the City's net position, \$47,248,503, reflects its investments in capital assets (e.g., land, city hall, police station, streets, and drainage systems, as well as the public works facilities), less any debt used to acquire those assets that is still outstanding. The City uses these capital assets to provide services to citizens; consequently, these assets are not available for future spending. Although the City's investment in its capital assets is reported net of related debt, it should be noted that the resources needed to repay this debt must be provided from other sources, since the assets themselves cannot be used to liquidate these liabilities.

Capital assets of Governmental Activities as of September 30, 2017 and September 30, 2016 were \$37,423,603 and \$35,581,699, respectively. The increase of \$1,841,904 net of depreciation expense was primarily attributable to street developments contributed by a developer for \$2,039,893.

Capital assets of Business-Type Activities as of September 30, 2017 and September 30, 2016 were \$14,188,842 and \$13,387,542, respectively. The increase of \$801,300 net of depreciation expense was primarily attributable to water system developments contributed by a developer for \$1,089,994.

City of Parker, Texas
MANAGEMENT'S DISCUSSION AND ANALYSIS, Continued
September 30, 2017

Statement of Net Position:

The following table reflects the condensed Statement of Net Position:

| | 2017 | | | 2016 | | |
|---|----------------------------|-----------------------------|----------------------|----------------------------|-----------------------------|----------------------|
| | Governmental Activities | Business-Type Activities | Total | Governmental Activities | Business-Type Activities | Total |
| Current and other assets | \$ 5,989,455 | \$ 2,766,305 | \$ 8,755,760 | \$ 6,243,391 | \$ 2,294,240 | \$ 8,537,631 |
| Capital assets, net | 37,423,603 | 14,188,842 | 51,612,445 | 35,581,699 | 13,387,542 | 48,969,241 |
| Total Assets | 43,413,058 | 16,955,147 | 60,368,205 | 41,825,090 | 15,681,782 | 57,506,872 |
| Deferred Outflows of Resources | 286,844 | 120,036 | 406,880 | 282,461 | 122,507 | 404,968 |
| Other liabilities | 824,995 | 322,511 | 1,147,506 | 747,077 | 473,832 | 1,220,909 |
| Long-term liabilities | 3,651,462 | 2,374,188 | 6,025,650 | 4,016,522 | 2,246,908 | 6,263,430 |
| Total Liabilities | 4,476,457 | 2,696,699 | 7,173,156 | 4,763,599 | 2,720,740 | 7,484,339 |
| Net Position: | | | | | | |
| Net investment in capital assets | 35,049,355 | 12,199,148 | 47,248,503 | 32,994,475 | 11,049,492 | 44,043,967 |
| Restricted | 411,146 | - | 411,146 | 335,216 | - | 335,216 |
| Unrestricted | 3,762,944 | 2,179,336 | 5,942,280 | 4,014,261 | 2,034,057 | 6,048,318 |
| Total Net Position | \$ 39,223,445 | \$ 14,378,484 | \$ 53,601,929 | \$ 37,343,952 | \$ 13,083,549 | \$ 50,427,501 |

City of Parker, Texas

MANAGEMENT'S DISCUSSION AND ANALYSIS, *Continued*

September 30, 2017

Statement of Activities:

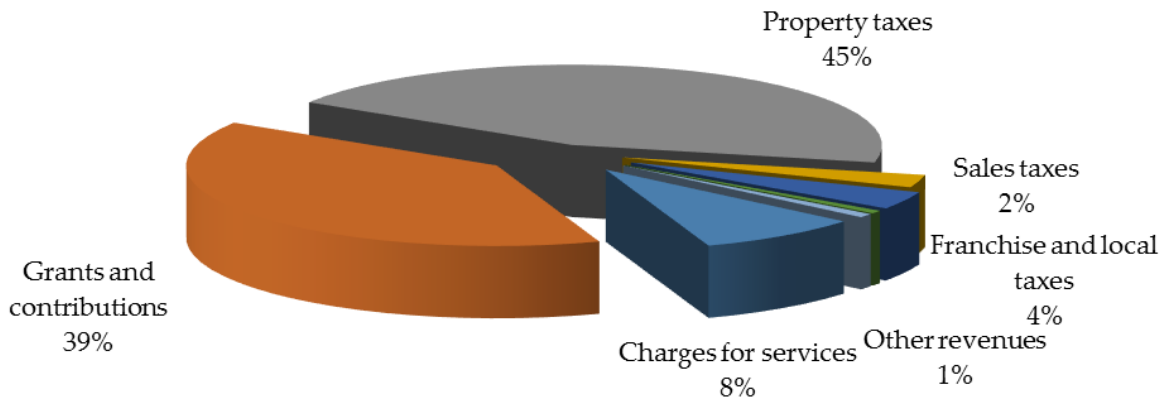
The following table provides a summary of the City's changes in net position:

| | For the Year Ended September 30, 2017 | | | For the Year Ended September 30, 2016 | | |
|-------------------------------|---------------------------------------|----------------------|----------------------|---------------------------------------|----------------------|----------------------|
| | | | Total | | | Total |
| | Governmental | Business-Type | Primary | Governmental | Business-Type | Primary |
| | Activities | Activities | Government | Activities | Activities | Government |
| Revenues | | | | | | |
| Program revenues: | | | | | | |
| Charges for services | \$ 551,181 | \$ 3,335,129 | \$ 3,886,310 | \$ 532,320 | \$ 3,017,791 | \$ 3,550,111 |
| Grants and contributions | 2,538,775 | 1,153,003 | 3,691,778 | 2,297,691 | 1,858,314 | 4,156,005 |
| General revenues: | | | | | | |
| Property taxes | 2,880,063 | - | 2,880,063 | 2,464,754 | - | 2,464,754 |
| Sales taxes | 165,955 | - | 165,955 | 142,183 | - | 142,183 |
| Franchise and local taxes | 234,695 | - | 234,695 | 249,279 | - | 249,279 |
| Investment income | 40,325 | 5,566 | 45,891 | 37,232 | 2,318 | 39,550 |
| Other revenues | 46,897 | - | 46,897 | 31,270 | - | 31,270 |
| Total Revenues | 6,457,891 | 4,493,698 | 10,951,589 | 5,754,729 | 4,878,423 | 10,633,152 |
| Expenses | | | | | | |
| General government | 1,159,896 | - | 1,159,896 | 1,106,990 | - | 1,106,990 |
| Public safety | 1,248,114 | - | 1,248,114 | 1,177,661 | - | 1,177,661 |
| Transportation | 2,058,896 | - | 2,058,896 | 2,015,044 | - | 2,015,044 |
| Culture and recreation | 10,618 | - | 10,618 | 10,618 | - | 10,618 |
| Interest and fiscal charges | 100,874 | 74,350 | 175,224 | 111,244 | 77,864 | 189,108 |
| Water, sewer, & sanitation | - | 3,124,413 | 3,124,413 | - | 2,988,996 | 2,988,996 |
| Total Expenses | 4,578,398 | 3,198,763 | 7,777,161 | 4,421,557 | 3,066,860 | 7,488,417 |
| Change in Net Position | 1,879,493 | 1,294,935 | 3,174,428 | 1,333,172 | 1,811,563 | 3,144,735 |
| Beginning Net Position | 37,343,952 | 13,083,549 | 50,427,501 | 36,010,780 | 11,271,986 | 47,282,766 |
| Ending Net Position | \$ 39,223,445 | \$ 14,378,484 | \$ 53,601,929 | \$ 37,343,952 | \$ 13,083,549 | \$ 50,427,501 |

City of Parker, Texas
MANAGEMENT'S DISCUSSION AND ANALYSIS, Continued
September 30, 2017

Graphic presentations of selected data from the summary tables are displayed below to assist in the analysis of the City's activities.

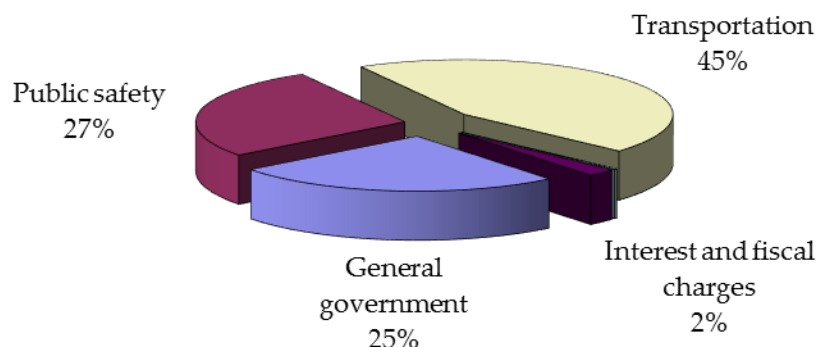
Governmental Activities - Revenues



For the year ended September 30, 2017, revenues from governmental activities totaled \$6,457,891. Property tax and grants and contributions are the City's largest revenue sources. Property tax increased \$415,309 or 17% due to an increase to the taxable appraisal value of properties and an increase in the tax rate. Grants and contributions decreased \$241,084 or 10% due to more significant streets development contributions received in the prior year. Sales tax revenues increased \$23,772 or 17% due to increased economic growth. Other revenues increased \$15,627 or 50% due to supplemental insurance reimbursements received for hail damage in the current year. All other revenues remained relatively stable when compared to the previous year.

This graph shows the governmental function expenses of the City:

Governmental Activities - Expenses



City of Parker, Texas

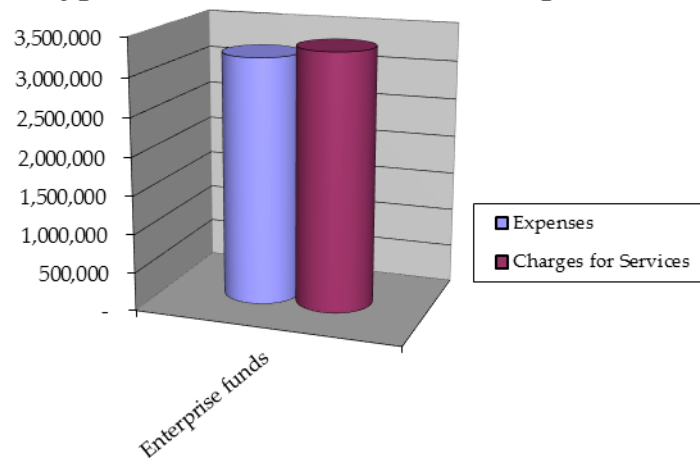
MANAGEMENT'S DISCUSSION AND ANALYSIS, *Continued*

September 30, 2017

For the year ended September 30, 2017, expenses for governmental activities totaled \$4,578,398. This represents an increase of \$156,841 or 4% from the prior year. The City's largest functional expense is transportation for \$2,058,896, which is primarily depreciation of transportation related assets. Transportation expenses increased by \$43,852 or 2% from prior year. The increase was primarily a result of additional depreciation on capital assets put into service during the year. General government expenses increased by \$52,906 or 5%, which is primarily a result of the increase in economic development expenses and pension liability expenses. Public safety expenses increased by \$70,453 or 6% due to the increase in wages and employee benefits.

Business-type activities are shown comparing operating costs to revenues generated by related services.

Business-Type Activities - Revenues and Expenses



For the year ended September 30, 2017, charges for services by business-type activities totaled \$3,335,129. This is an increase of \$317,338, or 11% from the previous year. This increase directly relates to increases in the water rates and usage compared to prior year.

Total expenses increased \$131,903 or 4% due primarily to an increase in the cost of water purchased by the City. All other expenses remained relatively consistent.

FINANCIAL ANALYSIS OF THE CITY'S FUNDS

As noted earlier, fund accounting is used to demonstrate and ensure compliance with finance-related legal requirements.

Governmental Funds - The focus of the City's governmental funds is to provide information of near-term inflows, outflows and balances of spendable resources. Such information is useful in assessing the City's financing requirements. In particular, unreserved fund balance may serve as a useful measure of the City's net resources available for spending at the end of the year.

City of Parker, Texas

MANAGEMENT'S DISCUSSION AND ANALYSIS, Continued

September 30, 2017

As of the end of the year the general fund reflected a total fund balance of \$4,443,952. Of this, \$37,900 is restricted for municipal court and \$104,268 is committed for capital improvements. The unassigned fund balance totaled \$4,301,687 as of year end.

As of September 30, 2017, the debt service fund reflected a fund balance of \$145,368, an increase of \$19,731 from the prior year.

As of September 30, 2017, the capital projects fund reflected a fund balance of \$731,891, a decrease of \$424,326 from the prior year. This decrease is primarily due to the significant capital outlay expenditures incurred in the current year.

There was a decrease in governmental fund balance of \$273,908 from the prior year. The City budgeted expenditures to exceed revenues during the year.

Proprietary Funds - The City's proprietary funds provide the same type of information found in the government-wide financial statements, but in more detail.

GENERAL FUND BUDGETARY HIGHLIGHTS

There was a total positive budget variance of \$566,375 in the general fund. This was primarily the result of positive expenditure variances totaling \$599,218. All expenditures were less than budgeted.

CAPITAL ASSETS

As of the end of the year, the City's governmental activities funds had invested \$37,423,603 in a variety of capital assets and infrastructure, net of accumulated depreciation. Depreciation is included with the governmental capital assets as required by GASB Statement No. 34. The City's business-type activities funds had invested \$14,188,842 in a variety of capital assets and infrastructure, net of accumulated depreciation.

Major capital asset events during the current year include the following:

- Water system developments contributed by developer for \$1,089,994.
- Streets developments contributed by developer for \$2,039,893.
- Streets improvements of \$1,234,790.
- Excavation expenses totaling \$402,104.
- Water line improvements of \$101,365.

More detailed information about the City's capital assets is presented in note IV. D. to the financial statements.

City of Parker, Texas
MANAGEMENT'S DISCUSSION AND ANALYSIS, *Continued*
September 30, 2017

LONG-TERM DEBT

At the end of the current year, the City had total bonds outstanding of \$5,235,000. During the year, the outstanding principal balances on these bonds decreased by \$685,000. The decrease was due to the payments on existing debts and no new issuances during the year. More detailed information about the City's long-term liabilities is presented in note IV. E. to the financial statements.

ECONOMIC FACTORS AND NEXT YEAR'S BUDGET

The Mayor and City Council are committed to maintaining and improving the overall wellbeing of the City of Parker and improving services provided to their public citizens. The City is budgeting for growth in the upcoming year.

CONTACTING THE CITY'S FINANCIAL MANAGEMENT

This financial report is designed to provide a general overview of the City of Parker's finances for all those with an interest in the City's finances. Questions concerning this report or requests for additional financial information should be directed to the City Administrator, 5700 East Parker Road, Parker, Texas 75002.

FINANCIAL STATEMENTS

(This page intentionally left blank.)

City of Parker, Texas
STATEMENT OF NET POSITION
September 30, 2017

| | Primary Government | | |
|--|----------------------|----------------------|----------------------|
| | Governmental | Business-Type | |
| | Activities | Activities | Total |
| <u>Assets</u> | | | |
| Current assets: | | | |
| Cash and cash equivalents | \$ 3,376,860 | \$ 2,391,732 | \$ 5,768,592 |
| Investments | 2,422,815 | - | 2,422,815 |
| Receivables, net | 189,780 | 370,416 | 560,196 |
| Prepaid expenses | - | 4,157 | 4,157 |
| Total Current Assets | 5,989,455 | 2,766,305 | 8,755,760 |
| Capital assets: | | | |
| Non-depreciable | 843,484 | 107,417 | 950,901 |
| Net depreciable capital assets | 36,580,119 | 14,081,425 | 50,661,544 |
| | 37,423,603 | 14,188,842 | 51,612,445 |
| Total Assets | 43,413,058 | 16,955,147 | 60,368,205 |
| <u>Deferred Outflows of Resources</u> | | | |
| Pension contributions | 91,106 | 25,252 | 116,358 |
| Pension investment earnings | 77,740 | 21,548 | 99,288 |
| Pension experience vs. assumptions | 55,247 | 15,313 | 70,560 |
| Deferred charge on refunding | 62,751 | 57,923 | 120,674 |
| Total Deferred Outflows of Resources | 286,844 | 120,036 | 406,880 |
| <u>Liabilities</u> | | | |
| Current liabilities: | | | |
| Accounts payable and | | | |
| accrued liabilities | 263,733 | 239,821 | 503,554 |
| Customer deposits | 63,000 | - | 63,000 |
| Accrued interest payable | 12,802 | 10,741 | 23,543 |
| Unearned grant revenue | - | 175,847 | 175,847 |
| Noncurrent liabilities due within one year | 485,460 | 306,784 | 792,244 |
| | 824,995 | 733,193 | 1,558,188 |
| Noncurrent liabilities: | | | |
| Due in more than one year | 2,918,568 | 1,760,365 | 4,678,933 |
| Net pension liability | 732,894 | 203,141 | 936,035 |
| | 3,651,462 | 1,963,506 | 5,614,968 |
| Total Liabilities | 4,476,457 | 2,696,699 | 7,173,156 |
| <u>Net Position</u> | | | |
| Net investment in capital assets | 35,049,355 | 12,199,148 | 47,248,503 |
| Restricted | 411,146 | - | 411,146 |
| Unrestricted | 3,762,944 | 2,179,336 | 5,942,280 |
| Total Net Position | \$ 39,223,445 | \$ 14,378,484 | \$ 53,601,929 |

See Notes to Financial Statements.

City of Parker, Texas

STATEMENT OF ACTIVITIES

For the Year Ended September 30, 2017

| Functions/Programs | Expenses | Program Revenues | | |
|---------------------------------------|---------------------|----------------------|------------------------------------|----------------------------------|
| | | Charges for Services | Operating Grants and Contributions | Capital Grants and Contributions |
| Primary Government | | | | |
| Governmental Activities | | | | |
| General government | \$ 1,159,896 | \$ 393,751 | \$ 9,454 | \$ - |
| Public safety | 1,248,114 | 157,430 | - | 67,445 |
| Transportation | 2,058,896 | - | - | 2,461,876 |
| Culture and recreation | 10,618 | - | - | - |
| Interest and fiscal charges | 100,874 | - | - | - |
| Total Governmental Activities | 4,578,398 | 551,181 | 9,454 | 2,529,321 |
| Business-Type Activities | | | | |
| Water, Sewer, & Sanitation | 3,198,763 | 3,335,129 | - | 1,153,003 |
| Total Business-Type Activities | 3,198,763 | 3,335,129 | - | 1,153,003 |
| Total Primary Government | \$ 7,777,161 | \$ 3,886,310 | \$ 9,454 | \$ 3,682,324 |

General Revenues:

Taxes

Property taxes

Sales taxes

Franchise and local taxes

Investment income

Other revenues

Total General Revenues

Change in Net Position

Beginning Net Position

Ending Net Position

See Notes to Financial Statements.

Net (Expense) Revenue and Changes in Net Position

| Primary Government | | |
|------------------------------------|-------------------------------------|----------------------|
| Governmental Activities | Business-Type Activities | Total |
| \$ (756,691) | \$ - | \$ (756,691) |
| (1,023,239) | - | (1,023,239) |
| 402,980 | - | 402,980 |
| (10,618) | - | (10,618) |
| (100,874) | - | (100,874) |
| <u>(1,488,442)</u> | <u>-</u> | <u>(1,488,442)</u> |
| - | 1,289,369 | 1,289,369 |
| - | 1,289,369 | 1,289,369 |
| <u>(1,488,442)</u> | <u>1,289,369</u> | <u>(199,073)</u> |
| 2,880,063 | - | 2,880,063 |
| 165,955 | - | 165,955 |
| 234,695 | - | 234,695 |
| 40,325 | 5,566 | 45,891 |
| 46,897 | - | 46,897 |
| <u>3,367,935</u> | <u>5,566</u> | <u>3,373,501</u> |
| 1,879,493 | 1,294,935 | 3,174,428 |
| 37,343,952 | 13,083,549 | 50,427,501 |
| <u>\$ 39,223,445</u> | <u>\$ 14,378,484</u> | <u>\$ 53,601,929</u> |

City of Parker, Texas

BALANCE SHEET GOVERNMENTAL FUNDS September 30, 2017

| | General | Debt Service | Capital Projects |
|---|---------------------|-------------------|---------------------|
| <u>Assets</u> | | | |
| Cash and cash equivalents | \$ 2,176,435 | \$ 145,368 | \$ 893,404 |
| Investments | 2,356,256 | - | - |
| Receivables, net | 180,514 | 9,266 | - |
| Due from other funds | 35,092 | - | - |
| Total Assets | \$ 4,748,297 | \$ 154,634 | \$ 893,404 |
| <u>Liabilities</u> | | | |
| Accounts payable and accrued liabilities | \$ 136,881 | \$ - | \$ 126,421 |
| Customer deposits | 63,000 | - | - |
| Due to other funds | - | - | 35,092 |
| Total Liabilities | 199,881 | - | 161,513 |
| <u>Deferred Inflows of Resources</u> | | | |
| Unavailable revenue - property taxes | 34,845 | 9,266 | - |
| Unavailable revenue - franchise taxes | 69,619 | - | - |
| Total Deferred Inflows of Resources | 104,464 | 9,266 | - |
| <u>Fund Balances</u> | | | |
| Restricted for: | | | |
| Municipal court | 37,900 | - | - |
| Police seizures | 97 | - | - |
| Debt service | - | 145,368 | - |
| Capital projects | - | - | 731,891 |
| Fire department | - | - | - |
| Committed for: | | | |
| Capital improvements | 104,268 | - | - |
| Unassigned reported in: | | | |
| General fund | 4,301,687 | - | - |
| Total Fund Balances | 4,443,952 | 145,368 | 731,891 |
| Total Liabilities, Deferred Inflows of Resources and Fund Balances | \$ 4,748,297 | \$ 354,515 | \$ 931,772 |

See Notes to Financial Statements.

| Nonmajor Volunteer Fire Department | Total Governmental Funds |
|---|---|
| \$ 161,653 | \$ 3,376,860 |
| 66,559 | 2,422,815 |
| - | 189,780 |
| - | 35,092 |
| <u>\$ 228,212</u> | <u>\$ 6,024,547</u> |

| | |
|------------|----------------|
| \$ 431 | \$ 263,733 |
| - | 63,000 |
| - | 35,092 |
| <u>431</u> | <u>361,825</u> |

| | |
|----------|----------------|
| - | 44,111 |
| - | 69,619 |
| <u>-</u> | <u>113,730</u> |

| | |
|---------|---------|
| - | 37,900 |
| - | 97 |
| - | 145,368 |
| - | 731,891 |
| 227,781 | 227,781 |

| | |
|----------------|------------------|
| - | 104,268 |
| - | 4,301,687 |
| <u>227,781</u> | <u>5,548,992</u> |

| | |
|-------------------|---------------------|
| <u>\$ 427,662</u> | <u>\$ 5,862,603</u> |
|-------------------|---------------------|

(This page intentionally left blank)

City of Parker, Texas

RECONCILIATION OF THE BALANCE SHEET TO THE STATEMENT OF NET POSITION GOVERNMENTAL FUNDS

September 30, 2017

| | |
|---|---------------------|
| Fund Balances - Total Governmental Funds | \$ 5,548,992 |
|---|---------------------|

Adjustments for the Statement of Net Position:

Capital assets used in governmental activities are not current financial resources and, therefore, not reported in the governmental funds.

| | |
|----------------------------------|------------|
| Capital assets - non-depreciable | 843,484 |
| Capital assets - net depreciable | 36,580,119 |

Other long-term assets are not available to pay for current-period expenditures and, therefore, are deferred in the governmental funds.

| | |
|-----------------|--------|
| Property taxes | 44,111 |
| Franchise taxes | 69,619 |

Deferred outflows of resources, represent a consumption of net position that applies to a future period(s) and is not recognized as an outflow of resources (expense/ expenditure) until then.

| | |
|------------------------------------|--------|
| Deferred charge on refunding | 62,751 |
| Pension contributions | 91,106 |
| Pension investment earnings | 77,740 |
| Pension experience vs. assumptions | 55,247 |

Some liabilities, including bonds payable and deferred charges, are not reported as liabilities in the governmental funds.

| | |
|---|-------------|
| Accrued interest | (12,802) |
| Bond premium | (68,128) |
| Net pension liability | (732,894) |
| Non-current liabilities due in one year | (485,460) |
| Non-current liabilities due in more than one year | (2,850,440) |

| | |
|--|----------------------|
| Net Position of Governmental Activities | \$ 39,223,445 |
|--|----------------------|

See Notes to Financial Statements.

City of Parker, Texas

STATEMENT OF REVENUES, EXPENDITURES, AND CHANGES IN FUND BALANCE GOVERNMENTAL FUNDS

For the Year Ended September 30, 2017

| | General | Debt Service | Capital Projects |
|---|---------------------|-------------------|---------------------|
| <u>Revenues</u> | | | |
| Property tax | \$ 2,384,229 | \$ 528,196 | \$ - |
| Sales tax | 165,955 | - | - |
| Franchise and local taxes | 238,138 | - | - |
| License and permits | 393,751 | - | - |
| Contributions and donations | 690 | - | 421,983 |
| Intergovernmental | 9,454 | - | - |
| Fines and forfeitures | 157,430 | - | - |
| Investment income | 33,163 | - | 6,988 |
| Other revenue | 15,575 | - | - |
| Total Revenues | 3,398,385 | 528,196 | 428,971 |
| <u>Expenditures</u> | | | |
| Current: | | | |
| General government | 705,707 | - | - |
| Police department | 974,307 | - | - |
| Municipal court | 147,498 | - | - |
| Fire department | 341,032 | - | - |
| Building and code enforcement | 120,021 | - | - |
| Public works | 965,347 | - | - |
| City property | 94,941 | - | - |
| Capital outlay | - | - | 853,297 |
| Debt Service: | | | |
| Principal | - | 403,575 | - |
| Interest and fiscal charges | - | 104,890 | - |
| Total Expenditures | 3,348,853 | 508,465 | 853,297 |
| Excess of Revenues Over (Under) Expenditures | 49,532 | 19,731 | (424,326) |
| <u>Other Financing Sources</u> | | | |
| Transfers in | - | - | - |
| Transfers (out) | (4,125) | - | - |
| Insurance recovery proceeds | 30,036 | - | - |
| Net Change in Fund Balances | 75,443 | 19,731 | (424,326) |
| Beginning fund balances | 4,368,509 | 125,637 | 1,156,217 |
| Ending Fund Balances | \$ 4,443,952 | \$ 145,368 | \$ 731,891 |

See Notes to Financial Statements.

| Nonmajor Volunteer Fire Department | Total Governmental Funds |
|---|---|
| \$ - | \$ 2,912,425 |
| - | 165,955 |
| - | 238,138 |
| - | 393,751 |
| 66,755 | 489,428 |
| - | 9,454 |
| - | 157,430 |
| 174 | 40,325 |
| 1,286 | 16,861 |
| 68,215 | 4,423,767 |
| - | 705,707 |
| - | 974,307 |
| - | 147,498 |
| 17,096 | 358,128 |
| - | 120,021 |
| - | 965,347 |
| - | 94,941 |
| - | 853,297 |
| - | 403,575 |
| - | 104,890 |
| 17,096 | 4,727,711 |
| 51,119 | (303,944) |
| 4,125 | 4,125 |
| - | (4,125) |
| - | 30,036 |
| 55,244 | (273,908) |
| 172,537 | 5,822,900 |
| \$ 227,781 | \$ 5,548,992 |

(This page intentionally left blank.)

City of Parker, Texas

RECONCILIATION OF THE STATEMENT OF REVENUES, EXPENDITURES, AND CHANGES IN FUND BALANCES OF GOVERNMENTAL FUNDS TO THE STATEMENT OF ACTIVITIES

For the Year Ended September 30, 2017

Amounts reported for governmental activities in the statement of activities are different because:

| | |
|---|--------------|
| Net changes in fund balances - total governmental funds | \$ (273,908) |
|---|--------------|

Governmental funds report capital outlays as expenditures. However, in the statement of activities the cost of those assets is allocated over their estimated useful lives and reported as depreciation expense.

| | |
|----------------------|-------------|
| Capital outlay | 1,686,765 |
| Depreciation expense | (1,884,754) |

Revenues in the statement of activities that do not provide current financial resources are not reported as revenues in the funds.

| | |
|---|-----------|
| Property and franchise taxes | (35,805) |
| Capital assets contributed from developer | 2,039,893 |

Some expenses reported in the statement of activities do not require the use of current financial resources and, therefore, are not reported as expenditures in governmental funds.

| | |
|----------------------|----------|
| Compensated absences | (18,143) |
| Accrued interest | 1,409 |
| Pension expense | (42,146) |

The issuance of long-term debt (e.g., bonds, leases, certificates of obligation) provides current financial resources to governmental funds, while the repayment of the principal of long-term debt consumes the current financial resources of governmental funds. Neither transaction, however, has any effect on net position. Also, governmental funds report the effect of issuance costs, premiums, discounts, and similar items when they are first issued; whereas, these amounts are deferred and amortized in the statement of activities. This amount is the net effect of these differences in the treatment of long-term debt and related items.

| | |
|---|---------|
| Amortization of deferred charges on refunding | (5,704) |
| Amortization of premium | 8,311 |
| Principal payments | 403,575 |

| | |
|--|---------------------|
| Change in Net Position of Governmental Activities | \$ 1,879,493 |
|--|---------------------|

See Notes to Financial Statements.

City of Parker, Texas
STATEMENT OF NET POSITION
PROPRIETARY FUND
September 30, 2017

| | <u>Water, Sewer & Sanitation</u> |
|--|--|
| <u>Assets</u> | |
| <u>Current Assets</u> | |
| Cash and cash equivalents | \$ 2,391,732 |
| Receivables, net | 370,416 |
| Prepaid expenses | 4,157 |
| Total Current Assets | <u>2,766,305</u> |
| <u>Noncurrent Assets</u> | |
| Capital assets: | |
| Non-depreciable | 107,417 |
| Net depreciable capital assets | 14,081,425 |
| Total Noncurrent Assets | <u>14,188,842</u> |
| Total Assets | <u>16,955,147</u> |
| <u>Deferred Outflows of Resources</u> | |
| Pension contributions | 25,252 |
| Pension investment earnings | 21,548 |
| Pension actual experience vs. assumptions | 15,313 |
| Deferred charge on refunding | 57,923 |
| Total Deferred Outflows of Resources | <u>120,036</u> |
| <u>Liabilities</u> | |
| <u>Current Liabilities</u> | |
| Accounts payable and accrued liabilities | 239,821 |
| Accrued interest | 10,741 |
| Unearned grant revenue | 175,847 |
| Noncurrent liabilities due within one year | 306,784 |
| Total Current Liabilities | <u>733,193</u> |
| <u>Noncurrent Liabilities</u> | |
| Due in more than one year | 1,760,365 |
| Net pension liability | 203,141 |
| Total Liabilities | <u>2,696,699</u> |
| <u>Net Position</u> | |
| Net investment in capital assets | 12,199,148 |
| Unrestricted | 2,179,336 |
| Total Net Position | <u>\$ 14,378,484</u> |

See Notes to Financial Statements.

City of Parker, Texas

STATEMENT OF REVENUES, EXPENSES, AND CHANGES IN FUND NET POSITION PROPRIETARY FUNDS

For the Year Ended September 30, 2017

| | <u>Water, Sewer & Sanitation</u> |
|--|--|
| <u>Operating Revenues</u> | |
| Water sales | \$ 2,376,618 |
| Sewer revenue | 193,587 |
| Garbage collection | 314,378 |
| Meter installations | 170,500 |
| Grant revenue | 63,009 |
| Other revenue | 280,046 |
| Total Operating Revenues | <u>3,398,138</u> |
| <u>Operating Expenses</u> | |
| Cost of water | 2,162,317 |
| Cost of sewer | 247,661 |
| Cost of garbage | 290,298 |
| Depreciation | 424,137 |
| Total Operating Expenses | <u>3,124,413</u> |
| Operating Income (Loss) | <u>273,725</u> |
| <u>Nonoperating Revenues (Expenses)</u> | |
| Investment income | 5,566 |
| Interest expense | (74,350) |
| Contributed capital assets from developer | 1,089,994 |
| Total Nonoperating Revenues (Expenses) | <u>1,021,210</u> |
| Change in Net Position | 1,294,935 |
| Beginning net position | <u>13,083,549</u> |
| Ending Net Position | <u><u>\$ 14,378,484</u></u> |

See Notes to Financial Statements.

City of Parker, Texas
STATEMENT OF CASH FLOWS
PROPRIETARY FUNDS (Page 1 of 2)
For the Year Ended September 30, 2017

| | <u>Water, Sewer & Sanitation</u> |
|--|--|
| <u>Cash Flows from Operating Activities</u> | |
| Receipts from customers | \$ 3,376,221 |
| Payments to suppliers and employees | (2,612,526) |
| Net Cash Provided by Operating Activities | <u>763,695</u> |
| <u>Cash Flows from Capital and Related Financing Activities</u> | |
| Purchase of capital assets | (135,443) |
| Capital grants | 175,847 |
| Principal paid on debt | (281,425) |
| Interest paid on debt | (78,092) |
| Net Cash (Used) by Capital and Related Financing Activities | <u>(319,113)</u> |
| <u>Cash Flows from Investing Activities</u> | |
| Interest on investments | 5,566 |
| Net Cash Provided by Investing Activities | <u>5,566</u> |
| Net Increase in Cash and Cash Equivalents | 450,148 |
| Beginning cash and cash equivalents | <u>1,941,584</u> |
| Ending Cash and Cash Equivalents | <u><u>\$ 2,391,732</u></u> |

See Notes to Financial Statements.

City of Parker, Texas
STATEMENT OF CASH FLOWS
PROPRIETARY FUNDS (Page 2 of 2)
For the Year Ended September 30, 2017

| | <u>Water, Sewer & Sanitation</u> |
|---|--|
| <u>Reconciliation of Operating Income (Loss)</u> | |
| <u>to Net Cash Provided by Operating Activities</u> | |
| Operating Income (Loss) | \$ 273,725 |
| Adjustments to reconcile operating income to net cash provided: | |
| Depreciation | 424,137 |
| Changes in Operating Assets and Liabilities: | |
| (Increase) Decrease in: | |
| Accounts receivable | (21,917) |
| Increase (Decrease) in: | |
| Accounts payable and accrued liabilities | 72,736 |
| Compensated absences | 3,331 |
| Deferred outflows of resources - pension contributions | (2,977) |
| Deferred outflows of resources - pension investment earnings | 7,551 |
| Deferred inflows of resources - experience vs. assumptions | (7,369) |
| Net pension liability | 14,478 |
| Net Cash Provided by Operating Activities | \$ 763,695 |
| <u>Schedule of Non-Cash Capital and Related Financing Activities</u> | |
| Capital assets contributed by developer | \$ 1,089,994 |

See Notes to Financial Statements.

(This page intentionally left blank.)

City of Parker, Texas

NOTES TO FINANCIAL STATEMENTS

September 30, 2017

I. SUMMARY OF SIGNIFICANT ACCOUNTING POLICIES

A. Description of Government-Wide Financial Statements

The government-wide financial statements (i.e., the statement of net position and the statement of activities) report information on all of the nonfiduciary activities of the primary government and its component units. *Governmental activities*, which normally are supported by taxes, intergovernmental revenues, and other nonexchange transactions, are reported separately from *business-type activities*, which rely to a significant extent on fees and charges to external customers for support. Likewise, the *primary government* is reported separately from certain legally separate *component units* for which the primary government is financially accountable.

B. Reporting Entity

The City of Parker, Texas (the "City") was incorporated on March 22, 1969 and operates under a Council-Manager form of government. The City provides: police; fire; code enforcement; public works; street repair and maintenance; parks; general administrative services; water; wastewater; and sanitation.

The City is an independent political subdivision of the State of Texas governed by an elected council and a mayor and is considered a primary government. As required by generally accepted accounting principles, these basic financial statements have been prepared based on considerations regarding the potential for inclusion of other entities, organizations, or functions as part of the City's financial reporting entity. The Parker Volunteer Fire Department, although legally separate, is considered part of the reporting entity. No other entities have been included in the City's reporting entity. Additionally, as the City is considered a primary government for financial reporting purposes, its activities are not considered a part of any other governmental or other type of reporting entity.

Considerations regarding the potential for inclusion of other entities, organizations or functions in the City's financial reporting entity are based on criteria prescribed by generally accepted accounting principles. These same criteria are evaluated in considering whether the City is a part of any other governmental or other type of reporting entity. The overriding elements associated with prescribed criteria considered in determining that the City's financial reporting entity status is that of a primary government are that it has a separately elected governing body; it is legally separate; and is fiscally independent of other state and local governments. Additionally prescribed criteria under generally accepted accounting principles include considerations pertaining to organizations for which the primary government is financially accountable, and considerations pertaining to organizations for which the nature and significance of their relationship with the primary government are such that exclusion would cause the reporting entity's financial statements to be misleading or incomplete.

City of Parker, Texas
NOTES TO FINANCIAL STATEMENTS, Continued
September 30, 2017

Blended Component Unit

Parker Volunteer Fire Department

The Parker Volunteer Fire Department (the “VFD”) was created by City ordinance on February 22, 1983. The purpose of the VFD is to provide fire protection to the citizens of the City. The Fire Chief is the executive officer of the department and is appointed by the Mayor of the City.

C. Basis of Presentation Government-Wide and Fund Financial Statements

While separate government-wide and fund financial statements are presented, they are interrelated. The governmental activities column incorporates data from governmental funds while business-type activities incorporate data from the government’s enterprise funds. Separate financial statements are provided for governmental funds and the proprietary funds.

As a general rule, the effect of interfund activity has been eliminated from the government-wide financial statements. Exceptions to this general rule are payments in lieu of taxes where the amounts are reasonably equivalent in value to the interfund services provided and other charges between the government’s water and transit functions and various other functions of the government. Elimination of these charges would distort the direct costs and program revenues reported for the various functions concerned.

The fund financial statements provide information about the government’s funds, including its blended component units. Separate statements for each fund category—governmental and proprietary are presented. The emphasis of fund financial statements is on major governmental and enterprise funds, each displayed in a separate column. All remaining governmental and enterprise funds are aggregated and reported as nonmajor funds. Major individual governmental and enterprise funds are reported as separate columns in the fund financial statements.

The government reports the following governmental funds:

Governmental Funds

Governmental funds are those funds through which most governmental functions are typically financed.

General Fund

The general fund is used to account for all financial transactions not properly includable in other funds. The principal sources of revenues include local property taxes, sales and franchise taxes, licenses and permits, fines and forfeitures, and charges for services.

City of Parker, Texas

NOTES TO FINANCIAL STATEMENTS, *Continued*

September 30, 2017

Expenditures include general government, police and fire departments, public works, building and code enforcement, and city property. The general fund is considered a major fund for reporting purposes.

Debt Service Fund

The debt service fund is used to account for the payment of interest and principal on all general obligation bonds and other long-term debt of governmental funds. The primary source of revenue for debt service is local property taxes. The debt service fund is considered a major fund for reporting purposes.

Capital Projects Fund

The City's capital projects fund accounts for the acquisition and construction of the government's major capital facilities, other than those financed by proprietary funds. The capital projects fund is considered a major fund for reporting purposes.

Volunteer Fire Department Fund

The volunteer fire department fund (the "VFD") is used to account for contributions and grants that are contributed to the VFD for fire protection. The VFD is considered a nonmajor fund for reporting purposes. The VFD is reported as a blended component unit because it has no separate board from City Council, and it is financially accountable to the City.

Proprietary Fund Types

Proprietary funds are used to account for activities that are similar to those often found in the private sector. All assets, liabilities, equities, revenues, expenses, and transfers relating to the government's business activities are accounted for through proprietary funds. The measurement focus is on determination of net income, financial position, and cash flows. Proprietary funds distinguish operating revenues and expenses from non-operating items. Operating revenues include charges for services. Operating expenses include costs of materials, contracts, personnel, and depreciation. All revenues and expenses not meeting this definition are reported as non-operating revenues and expenses. Proprietary fund types follow GAAP prescribed by the Governmental Accounting Standards Board (GASB) and all financial Accounting Standards Board's standards issued prior to November 30, 1989. Subsequent to this date, the City accounts for its enterprise funds as presented by GASB. The proprietary fund types used by the City include enterprise funds.

City of Parker, Texas
NOTES TO FINANCIAL STATEMENTS, Continued
September 30, 2017

The government reports the following major enterprise fund:

Water, Sewer, & Sanitation Fund

This fund is used to account for the provision of water, sewer & garbage services to the residents of the City. Activities of the fund include administration, operations and maintenance of the water production and distribution system, water collection and treatment systems, and contract garbage services. The fund also accounts for the accumulation of resources for and the payment of long-term debt. All costs are financed through charges to utility customers.

During the course of operations the government has activity between funds for various purposes. Any residual balances outstanding at year end are reported as due from/to other funds and advances to/from other funds. While these balances are reported in fund financial statements, certain eliminations are made in the preparation of the government-wide financial statements. Balances between the funds included in governmental activities (i.e., the governmental and internal service funds) are eliminated so that only the net amount is included as internal balances in the governmental activities column. Similarly, balances between the funds included in business-type activities (i.e., the enterprise funds) are eliminated so that only the net amount is included as internal balances in the business-type activities column.

Further, certain activity occurs during the year involving transfers of resources between funds. In fund financial statements these amounts are reported at gross amounts as transfers in/out. While reported in fund financial statements, certain eliminations are made in the preparation of the government-wide financial statements. Transfers between the funds included in governmental activities are eliminated so that only the net amount is included as transfers in the governmental activities column. Similarly, balances between the funds included in business-type activities are eliminated so that only the net amount is included as transfers in the business-type activities column.

D. Measurement Focus and Basis of Accounting

The accounting and financial reporting treatment is determined by the applicable measurement focus and basis of accounting. Measurement focus indicates the type of resources being measured such as *current financial resources* or *economic resources*. The basis of accounting indicates the timing of transactions or events for recognition in the financial statements.

The government-wide financial statements are reported using the *economic resources measurement focus* and the *accrual basis of accounting*. Revenues are recorded when earned and expenses are recorded when a liability is incurred, regardless of the timing of related cash flows. Property taxes are recognized as revenues in the year for which they are levied.

City of Parker, Texas
NOTES TO FINANCIAL STATEMENTS, Continued
September 30, 2017

Grants and similar items are recognized as revenue as soon as all eligibility requirements imposed by the provider have been met.

The governmental fund financial statements are reported using the *current financial resources measurement focus* and the *modified accrual basis of accounting*. Revenues are recognized as soon as they are both measurable and available. Revenues are considered to be available when they are collectible within the current period or soon enough thereafter to pay liabilities of the current period. For this purpose, the government considers revenues to be available if they are collected within 60 days of the end of the current fiscal period. Expenditures generally are recorded when a liability is incurred, as under accrual accounting. However, debt service expenditures, as well as expenditures related to compensated absences, and claims and judgments, are recorded only when payment is due. General capital asset acquisitions are reported as expenditures in governmental funds. Issuance of long-term debt and acquisitions under capital leases are reported as other financing sources.

Property taxes, sales taxes, franchise taxes, licenses, and interest associated with the current fiscal period are all considered to be susceptible to accrual and so have been recognized as revenues of the current fiscal period. Entitlements are recorded as revenues when all eligibility requirements are met, including any time requirements, and the amount is received during the period or within the availability period for this revenue source (within 60 days of year end). Expenditure-driven grants are recognized as revenue when the qualifying expenditures have been incurred and all other eligibility requirements have been met, and the amount is received during the period or within the availability period for this revenue source (within 60 days of year end). All other revenue items are considered to be measurable and available only when cash is received by the government.

City of Parker, Texas
NOTES TO FINANCIAL STATEMENTS, Continued
September 30, 2017

E. Assets, Liabilities, Deferred Outflows/Inflows of Resources and Net Position/Fund Balance

1. Deposits and Investments

The City's cash and cash equivalents are considered to be cash on hand, demand deposits and short term investments with original maturities of three months or less from the date of acquisition. For the purpose of the statement of cash flows, the proprietary fund types consider temporary investments with maturity of three months or less when purchased to be cash equivalents.

In accordance with GASB Statement No. 31, *Accounting and Reporting for Certain Investments and External Investment Pools*, the City reports all investments at fair value, except for "money market investments" and "2a7-like pools." Money market investments, which are short-term highly liquid debt instruments that may include U.S. Treasury and agency obligations, are reported at amortized costs. Investment positions in external investment pools that are operated in a manner consistent with the SEC's Rule 2a7 of the Investment Company Act of 1940, such as TexSTAR, are reported using the pools' share price.

The City has adopted a written investment policy regarding the investment of its funds as defined in the Public Funds Investment Act, Chapter 2256, of the Texas Governmental Code. In summary, the City is authorized to invest in the following:

- Direct obligations of the U.S. Government
- Fully collateralized certificates of deposit and money market accounts
- Statewide investment pools

2. Fair Value

As of September 30, 2017, the City has applied Governmental Accounting Standards Board ("GASB") Statement No. 72, Fair Value Measurement and Application. GASB Statement No. 72 provides guidance for determining a fair value measurement for reporting purposes and applying fair value to certain investments and disclosures related to all fair value measurements.

3. Receivables and Interfund Transactions

Transactions between funds that are representative of lending/borrowing arrangements outstanding at the end of the year are referred to as either "interfund receivables/payables" (i.e., the current portion of interfund loans) or "advances to/from other funds" (i.e., the non-current portion of interfund loans). All other outstanding balances between funds are reported as "due to/from other funds" in the fund financial statements. If the transactions are between the primary government and its component unit, these receivables and payables are classified as "due to/from component unit/primary government." Any residual balances

City of Parker, Texas

NOTES TO FINANCIAL STATEMENTS, Continued

September 30, 2017

outstanding between the governmental activities and business-type activities are reported in the government-wide financial statements as “internal balances.”

Advances between funds are offset by a fund balance reserve account in the applicable governmental fund to indicate they are not available for appropriation and are not expendable available financial resources.

All trade receivables are shown net of any allowance for uncollectible amounts.

4. Property Taxes

Property taxes are levied by October 1 on the assessed value listed as of the prior January 1 for all real and business personal property in conformity with Subtitle E, Texas Property Tax Code. Taxes are due on receipt of the tax bill and are delinquent if not paid before February 1 of the year following the year in which imposed. Penalties are calculated after February 1 up to the date collected by the government at the rate of 6% for the first month and increased 1% per month up to a total of 12%. Interest is calculated after February 1 at the rate of 1% per month up to the date collected by the government. Under state law, property taxes levied on real property constitute a lien on the real property which cannot be forgiven without specific approval of the State Legislature. The lien expires at the end of twenty years. Taxes levied on personal property can be deemed uncollectible by the City.

5. Inventories and Prepaid Items

The costs of governmental fund type inventories are recorded as expenditures when the related liability is incurred, (i.e., the purchase method). The inventories are valued at the lower of cost or market using the first-in/first-out method. Certain payments to vendors reflect costs applicable to future accounting periods (prepaid expenditures) are recognized as expenditures when utilized.

6. Capital Assets

Capital assets, which include property, plant, equipment, and infrastructure assets (e.g., roads, bridges, sidewalks, and similar items) are reported in the applicable governmental or business-type activities columns in the government-wide financial statements. Capital assets are defined by the government, as assets with an initial individual cost of more than \$5,000 and an estimated useful life in excess of one year. Such assets are recorded at historical cost or estimated historical cost if purchased or constructed. Donated capital assets are recorded at estimated fair market value at the date of donation. Major outlays for capital assets and improvements are capitalized as projects are constructed.

Interest costs incurred in connection with construction of enterprise fund capital assets are capitalized when the effects of capitalization materially impact the financial statements.

City of Parker, Texas
NOTES TO FINANCIAL STATEMENTS, Continued
September 30, 2017

The costs of normal maintenance and repairs that do not add to the value of the asset or materially extend assets' lives are not capitalized.

Property, plant, and equipment of the primary government are depreciated using the straight-line method over the following estimated useful years.

| Asset Description | Estimated Useful Life |
|----------------------------|------------------------------|
| Vehicles | 5 to 20 years |
| Furniture and equipment | 5 to 10 years |
| Infrastructure | 20 - 40 years |
| Water and sewer system | 40 years |
| Buildings and improvements | 40 years |

7. Deferred Outflows/Inflows of Resources

In addition to assets, the statement of financial position will sometimes report a separate section for deferred outflows of resources. This separate financial statement element, *deferred outflows of resources*, represents a consumption of net position that applies to a future period(s) and so will *not* be recognized as an outflow of resources (expense/ expenditure) until then. An example is a deferred charge on refunding reported in the government-wide statement of net position. A deferred charge on refunding results from the difference in the carrying value of refunded debt and its reacquisition price. This amount is deferred and amortized over the shorter of the life of the refunded or refunding debt.

In addition to liabilities, the statement of financial position will sometimes report a separate section for deferred inflows of resources. This separate financial statement element, *deferred inflows of resources*, represents an acquisition of net position that applies to a future period(s) and so will *not* be recognized as an inflow of resources (revenue) until that time. An example which arises only under a modified accrual basis of accounting, relates to the accounting for uncollected property taxes. Accordingly, the item, *unavailable revenue*, is reported only in the governmental funds balance sheet. The governmental funds report unavailable revenues from one source: property taxes. This amount is deferred and recognized as an inflow of resources in the period that the amounts become available. Deferred inflows of resources can also occur at the government wide level due to differences between investment gains and losses realized on pension investments compared to assumptions used within the pension actuarial valuation model.

8. Net Position Flow Assumption

Sometimes the government will fund outlays for a particular purpose from both restricted (e.g., restricted bond or grant proceeds) and unrestricted resources. In order to calculate the amounts to report as restricted – net position and unrestricted – net position in the

City of Parker, Texas

NOTES TO FINANCIAL STATEMENTS, *Continued*

September 30, 2017

government-wide and proprietary fund financial statements, a flow assumption must be made about the order in which the resources are considered to be applied.

9. Fund Balance Flow Assumptions

Sometimes the government will fund outlays for a particular purpose from both restricted and unrestricted resources (the total of committed, assigned, and unassigned fund balance). In order to calculate the amounts to report as restricted, committed, assigned, and unassigned fund balance in the governmental fund financial statements a flow assumption must be made about the order in which the resources are considered to be applied. It is the government's policy to consider restricted fund balance to have been depleted before using any of the components of unrestricted fund balance. Further, when the components of unrestricted fund balance can be used for the same purpose, committed fund balance is depleted first, followed by assigned fund balance. Unassigned fund balance is applied last.

10. Fund Balance Policies

Fund balance of governmental funds is reported in various categories based on the nature of any limitations requiring the use of resources for specific purposes. The government itself can establish limitations on the use of resources through either a commitment (committed fund balance) or an assignment (assigned fund balance).

The committed fund balance classification includes amounts that can be used only for the specific purposes determined by a formal action of the government's highest level of decision-making authority. The governing council is the highest level of decision-making authority for the government that can, by adoption of an ordinance prior to the end of the fiscal year, commit fund balance. Once adopted, the limitation imposed by the ordinance remains in place until a similar action is taken (the adoption of another ordinance) to remove or revise the limitation.

Amounts in the assigned fund balance classification are intended to be used by the government for specific purposes but do not meet the criteria to be classified as committed. The governing body (council) has by resolution authorized the finance director to assign fund balance. The council may also assign fund balance as it does when appropriating fund balance to cover a gap between estimated revenue and appropriations in the subsequent year's appropriated budget. Unlike commitments, assignments generally only exist temporarily. In other words, an additional action does not normally have to be taken for the removal of an assignment. Conversely, as discussed above, an additional action is essential to either remove or revise a commitment.

11. Compensated Absences

The liability for compensated absences reported in the government-wide and proprietary fund statements consist of unpaid, accumulated vacation balances. The liability has been

City of Parker, Texas
NOTES TO FINANCIAL STATEMENTS, Continued
September 30, 2017

calculated using the vesting method, in which leave amounts for both employees who currently are eligible to receive termination payments and other employees who are expected to become eligible in the future to receive such payments upon termination are included. Vested or accumulated vacation leave and compensated leave of government-wide and proprietary funds are recognized as an expense and liability of those funds as the benefits accrue to employees.

It is the City's policy to liquidate compensated absences with future revenues rather than with currently available expendable resources. Accordingly, the City's governmental funds recognize accrued compensated absences when it is paid.

12. Long-Term Obligations

In the government-wide financial statements, long-term debt and other long-term obligations are reported as liabilities in the applicable governmental activities statement of net position. The long-term debt consists primarily of bonds payable, net pension liability, and accrued compensated absences.

Long-term debt for governmental funds is not reported as liabilities in the fund financial statements until due. The debt proceeds are reported as other financing sources, net of the applicable premium or discount and payments of principal and interest reported as expenditures. In the governmental fund types, issuance costs, even if withheld from the actual net proceeds received, are reported as debt service expenditures. However, claims and judgments paid from governmental funds are reported as a liability in the fund financial statements only for the portion expected to be financed from expendable available financial resources.

Long-term debt and other obligations, financed by proprietary funds, are reported as liabilities in the appropriate funds. For proprietary fund types, bond premiums, and discounts are deferred and amortized over the life of the bonds using the effective interest method, if material. Bonds payable are reported net of the applicable bond premium or discount. Issuance costs are expensed as incurred in accordance with GASB statement no. 65.

The net pension liability is included within long term debt. This liability is valued using an actuarial model and represents the difference between the plan fiduciary net position and the net pension liability consistent with GASB statement no. 68. The portion of this liability presented as a current liability is based on actuarially calculations for estimated future payments of benefits and refunds over the twelve months following yearend.

Assets acquired under the terms of capital leases are recorded as liabilities and capitalized in the government-wide financial statements at the present value of net minimum lease payments at inception of the lease. In the year of acquisition, capital lease transactions are recorded as other financing sources and as capital outlay expenditures in the general fund.

City of Parker, Texas
NOTES TO FINANCIAL STATEMENTS, Continued
September 30, 2017

Lease payments representing both principal and interest are recorded as expenditures in the general fund upon payment with an appropriate reduction of principal recorded in the government-wide financial statements.

13. Pensions

For purposes of measuring the net pension liability, deferred outflows of resources and deferred inflows of resources related to pensions, and pension expense, information about the Fiduciary Net Position of the Texas Municipal Retirement System (TMRS) and additions to/deductions from TMRS's Fiduciary Net Position have been determined on the same basis as they are reported by TMRS. For this purpose, plan contributions are recognized in the period that compensation is reported for the employee, which is when contributions are legally due. Benefit payments and refunds are recognized when due and payable in accordance with the benefit terms. Investments are reported at fair value.

14. Estimates

The preparation of financial statements, in conformity with generally accepted accounting principles, requires management to make estimates and assumptions that affect the reported amounts of assets and liabilities and disclosure of contingent assets and liabilities at the date of the financial statements and the reported amounts of revenues and expenses during the reporting period. Actual results could differ from those estimates.

II. RECONCILIATION OF GOVERNMENT-WIDE AND FUND FINANCIAL STATEMENTS

A. Explanation of certain differences between the governmental fund balance sheet and the government-wide statement of net position.

The governmental fund balance sheet includes reconciliation between *fund balance-total governmental funds* and *net position-governmental activities* as reported in the government-wide statement of net position. One element of that reconciliation explains that long-term liabilities, including bonds, are not due and payable in the current period and, therefore, are not reported in the funds.

B. Explanation of certain differences between the governmental fund statement of revenues, expenditures, and changes in fund balances and the government-wide statement of activities.

The governmental fund statement of revenues, expenditures, and changes in fund balances includes a reconciliation between net changes in fund balances – total governmental funds and changes in net position of governmental states that, “the issuance of long-term debt (e.g., bonds) provides current financial resources to governmental funds, while the repayment of the principal of long-term debt consumes the current financial resources of governmental funds. Also, governmental funds report the effect of premiums, discounts, and similar items

City of Parker, Texas
NOTES TO FINANCIAL STATEMENTS, Continued
September 30, 2017

when debt is first issued, whereas these amounts are deferred and amortized in the statement of activities.”

III. STEWARDSHIP, COMPLIANCE, AND ACCOUNTABILITY

Annual budgets are adopted on a basis consistent with generally accepted accounting principles for the general fund, debt service fund, and water, sewer, & sanitation fund. Capital projects fund budgets are appropriated on a project-length basis.

The appropriated budget is prepared by fund, function, and department. The legal level of control as defined by the City Charter is the function level. No funds can be transferred or added to a budgeted item without Council approval. Appropriations lapse at the end of the year.

1. Excess of Expenditures Over Appropriations:

For the year ended September 30, 2017, no general fund expenditures exceeded appropriations at the legal level of control.

IV. DETAILED NOTES ON ALL FUNDS

A. Deposits and Investments

As of September 30, 2017, the primary government had the following investments:

| Investment Type | Fair Value | Average Maturity (Years) | Credit Rating |
|-------------------------------------|---------------------|-------------------------------------|--------------------------|
| Certificates of deposit | \$ 2,422,815 | 1.33 | N/A |
| External investment pools | 3,057,166 | 0.07 | AAAm |
| Total fair value | <u>\$ 5,479,981</u> | | |
| Portfolio weighted average maturity | | 0.63 | |

Interest rate risk – In accordance with its investment policy, the City manages its exposure to declines in fair values by limiting the weighted average of maturity not to exceed five years; structuring the investment portfolio so that securities mature to meet cash requirements for ongoing operations; monitoring credit ratings of portfolio position to assure compliance with rating requirements imposed by the Public Funds Investment Act; and invest operating funds primarily in short-term securities or similar government investment pools.

Credit risk – The City’s investment policy limits investments to obligations of the United States, State of Texas, or their agencies and instrumentalities with an investment quality rating of not less than “A” or its equivalent, by a nationally recognized investment rating firm. Other obligations must be unconditionally guaranteed (either express or implied) by

City of Parker, Texas

NOTES TO FINANCIAL STATEMENTS, *Continued*

September 30, 2017

the full faith and credit of the United States Government or the issuing U.S. agency and investment pools with an investment quality not less than AAA or AAA-m, or equivalent, by at least one nationally recognized rating service. As of September 30, 2017, the City's investment in TexSTAR was rated AAAM by Standard & Poor's.

Custodial credit risk – deposits: In the case of deposits, this is the risk that in the event of a bank failure, the City's deposits may not be returned to it. State statutes require that all deposits in financial institutions be insured or fully collateralized by U.S. government obligations or its agencies and instrumentalities or direct obligations of Texas or its agencies and instrumentalities that have a market value of not less than the principal amount of the deposits. As of September 30, 2017, the market values of pledged securities and FDIC exceeded bank balances.

Custodial credit risk – investments: For an investment, this is the risk that, in the event of the failure of the counterparty, the City will not be able to recover the value of its investments or collateral securities that are in the possession of an outside party. The City's investment policy requires that it will seek to safekeeping securities at financial institutions, avoiding physical possession. Further, all trades, where applicable, are executed by delivery versus payment to ensure that securities are deposited in the City's safekeeping account prior to the release of funds.

TexSTAR

The Texas Short Term Asset Reserve Fund ("TexSTAR") is a local government investment pool organized under the authority of the Interlocal Cooperation Act, Chapter 791, Texas Government Code, and the Public Funds Investment Act, Chapter 2256, Texas Government Code. TexSTAR was created in April 2002 by contract among its participating governmental units and is governed by a board of directors. JPMorgan Fleming Asset Management (USA), Inc. and First Southwest Asset Management, Inc. act as co-administrators, providing investment management services, participant services, and marketing, respectively. JPMorgan Chase Bank and/or its subsidiary, J.P. Morgan Investor Services, Inc., provide custodial, transfer agency, fund accounting, and depository services.

TexSTAR operates in a manner consistent with the SEC's Rule 2a7 of the Investment Company Act of 1940. TexSTAR uses amortized cost rather than fair value to report net position to compute share prices. Accordingly, the fair value of the position in TexSTAR are the same as the value of TexSTAR shares.

B. Fair Value Measurement

The City categorizes its fair value measurements within the fair value hierarchy established by generally accepted accounting principles. The hierarchy is based on the valuation inputs used to measure the fair value of the asset. Level 1 inputs are quoted prices in active markets for identical assets; Level 2 inputs are significant other observable inputs; Level 3 inputs are

City of Parker, Texas

NOTES TO FINANCIAL STATEMENTS, *Continued*

September 30, 2017

significant unobservable inputs. Investments that are measured at fair value using the net asset value per share (or its equivalent) as a practical expedient are not classified in the fair value hierarchy. The investments of the City consist of certificates of deposit and investment pool assets, which are both exempted from presentation within a fair value hierarchy table. As a result, no such table is presented.

In instances where inputs used to measure fair value fall into different levels in the above fair value hierarchy, fair value measurements in their entirety are categorized based on the lowest level input that is significant to the valuation. The City's assessment of the significance of particular inputs to these fair value measurements requires judgment and considers factors specific to each asset or liability.

C. Receivables

The following comprise receivable balances of the primary government at year end:

| | <u>General</u> | <u>Debt Service</u> | <u>Water, Sewer & Sanitation</u> | <u>Total</u> |
|-------------------------|--------------------------|------------------------|--|--------------------------|
| Property taxes | \$ 34,845 | \$ 9,266 | \$ - | \$ 44,111 |
| Sales tax | 27,270 | - | - | 27,270 |
| Franchise & local taxes | 97,290 | - | - | 97,290 |
| Accounts | - | - | 363,196 | 363,196 |
| Other | 21,109 | - | - | 21,109 |
| Total | <u><u>\$ 180,514</u></u> | <u><u>\$ 9,266</u></u> | <u><u>\$ 363,196</u></u> | <u><u>\$ 552,976</u></u> |

City of Parker, Texas
NOTES TO FINANCIAL STATEMENTS, Continued
September 30, 2017

D. Capital Assets

A summary of changes in governmental activities capital assets for the year end was as follows:

| | Beginning Balances | Increases | Decreases/ Reclassifications | Ending Balances |
|--|-------------------------------|----------------------------|---|-----------------------------|
| Capital assets, not being depreciated: | | | | |
| Land | \$ 843,484 | \$ - | \$ - | \$ 843,484 |
| Total capital assets not being depreciated | <u>843,484</u> | <u>-</u> | <u>-</u> | <u>843,484</u> |
| Capital assets, being depreciated: | | | | |
| Land improvements | 212,367 | - | - | 212,367 |
| Buildings and improvements | 2,616,328 | - | - | 2,616,328 |
| Vehicles and equipment | 2,511,929 | 41,370 | - | 2,553,299 |
| Infrastructure | 45,072,519 | 3,685,288 | - | 48,757,807 |
| Total capital assets being depreciated | <u>50,413,143</u> | <u>3,726,658</u> | <u>-</u> | <u>54,139,801</u> |
| Less accumulated depreciation | | | | |
| Land improvements | 50,180 | 10,618 | - | 60,798 |
| Buildings and improvements | 651,326 | 65,450 | - | 716,776 |
| Vehicles and equipment | 1,706,700 | 145,565 | - | 1,852,265 |
| Infrastructure | 13,266,722 | 1,663,121 | - | 14,929,843 |
| Total accumulated depreciation | <u>15,674,928</u> | <u>1,884,754</u> | <u>-</u> | <u>17,559,682</u> |
| Net capital assets being depreciated | <u>34,738,215</u> | <u>1,841,904</u> | <u>-</u> | <u>36,580,119</u> |
| Total Capital Assets | <u><u>\$ 35,581,699</u></u> | <u><u>\$ 1,841,904</u></u> | <u><u>\$ -</u></u> | <u><u>\$ 37,423,603</u></u> |

Depreciation was charged to governmental functions as follows:

| | |
|---|----------------------------|
| General government | \$ 41,697 |
| Public safety | 144,706 |
| Public works | 1,687,733 |
| Culture and recreation | 10,618 |
| Total Governmental Activities Depreciation Expense | <u><u>\$ 1,884,754</u></u> |

City of Parker, Texas
NOTES TO FINANCIAL STATEMENTS, Continued
September 30, 2017

A summary of changes in business-type activities capital assets for the year end was as follows:

| | <u>Beginning Balances</u> | <u>Increases</u> | <u>Decreases/ Reclassifications</u> | <u>Ending Balances</u> |
|--|-------------------------------|--------------------------|---|-----------------------------|
| Capital assets, not being depreciated: | | | | |
| Land | \$ 107,417 | \$ - | \$ - | \$ 107,417 |
| Total capital assets not being depreciated | <u>107,417</u> | <u>-</u> | <u>-</u> | <u>107,417</u> |
| Capital assets, being depreciated: | | | | |
| Water and sewer system | 17,009,106 | 1,196,532 | - | 18,205,638 |
| Vehicles and equipment | <u>254,122</u> | <u>28,905</u> | <u>-</u> | <u>283,027</u> |
| Total capital assets being depreciated | <u>17,263,228</u> | <u>1,225,437</u> | <u>-</u> | <u>18,488,665</u> |
| Less accumulated depreciation | | | | |
| Water and sewer system | 3,731,566 | 414,168 | - | 4,145,734 |
| Vehicles and equipment | <u>251,537</u> | <u>9,969</u> | <u>-</u> | <u>261,506</u> |
| Total accumulated depreciation | <u>3,983,103</u> | <u>424,137</u> | <u>-</u> | <u>4,407,240</u> |
| Net capital assets being depreciated | <u>13,280,125</u> | <u>801,300</u> | <u>-</u> | <u>14,081,425</u> |
| Total Capital Assets | <u><u>\$ 13,387,542</u></u> | <u><u>\$ 801,300</u></u> | <u><u>\$ -</u></u> | <u><u>\$ 14,188,842</u></u> |

Depreciation was charged to business-type activities as follows:

| | |
|--|--------------------------|
| Water | \$ 418,721 |
| Sewer | <u>5,416</u> |
| Total Business-Type Activities Depreciation Expense | <u><u>\$ 424,137</u></u> |

City of Parker, Texas
NOTES TO FINANCIAL STATEMENTS, Continued
September 30, 2017

E. Long-term Debt

The following is a summary of changes in the City's total governmental long-term liabilities for the year ended. In general, the City uses the debt service fund to liquidate governmental long-term liabilities.

| | <u>Beginning Balance</u> | <u>Additions</u> | <u>Reductions</u> | <u>Ending Balance</u> | <u>Amounts Due within One Year</u> |
|--|------------------------------|------------------|---------------------|---------------------------|--|
| Governmental Activities: | | | | | |
| Bonds, notes and other payables: | | | | | |
| General Obligation Refunding Bonds | \$ 2,306,515 | \$ - | \$ (263,575) | \$ 2,042,940 | \$ 270,795 |
| Premium | 76,439 | - | (8,311) | 68,128 | - |
| Certificate of Obligation | 1,350,000 | - | (140,000) | 1,210,000 | 140,000 |
| Other liabilities: | | | | | |
| Compensated Absences | 64,817 | 74,499 | (56,356) | 82,960 | 74,665 |
| Total Governmental Activities | <u>\$ 3,797,771</u> | <u>\$ 74,499</u> | <u>\$ (468,242)</u> | <u>\$ 3,404,028</u> | <u>\$ 485,460</u> |
| Long-term liabilities due in more than one year | | | | <u>\$ 2,918,568</u> | |
| Business-Type Activities: | | | | | |
| Bonds, notes and other payables: | | | | | |
| General Obligation Refunding Bonds | \$ 2,263,485 | \$ - | \$ (281,425) | \$ 1,982,060 | \$ 289,205 |
| Premium | 74,565 | - | (9,008) | 65,557 | - |
| Other liabilities: | | | | | |
| Compensated Absences | 16,201 | 27,639 | (24,308) | 19,532 | 17,579 |
| Total Business-Type Activities | <u>\$ 2,354,251</u> | <u>\$ 27,639</u> | <u>\$ (314,741)</u> | <u>\$ 2,067,149</u> | <u>\$ 306,784</u> |
| Long-term liabilities due in more than one year | | | | <u>\$ 1,760,365</u> | |

Long-term liabilities applicable to the City's governmental activities are not due and payable in the current period and accordingly, are not reported as fund liabilities in the governmental funds. Interest on long-term debt is not accrued in governmental funds, but rather is recognized as an expenditure when due.

City of Parker, Texas
NOTES TO FINANCIAL STATEMENTS, Continued
September 30, 2017

Long-term debt at year end was comprised of the following debt issues:

| Description | Interest Rates | Original Balance | Current Balance |
|---|-----------------------|-------------------------|------------------------|
| Governmental Activities: | | | |
| 2010 General obligation refunding bonds (41%) | 2.00 - 3.5% | \$ 735,950 | \$ 145,550 |
| 2011 General obligation refunding bonds (52%) | 2.00 - 4.00% | 2,959,825 | 1,897,390 |
| 2015 Certificate of obligation (100%) | 2.09% | 1,485,000 | 1,210,000 |
| Total Governmental Activities | | \$ 5,180,775 | \$ 3,252,940 |
| Business-type Activities: | | | |
| 2010 General obligation refunding bonds (59%) | 2.00 - 3.5% | \$ 1,059,050 | \$ 209,450 |
| 2011 General obligation refunding bonds (48%) | 2.00 - 4.00% | 2,765,175 | 1,772,610 |
| Total Business-Type Activities | | \$ 3,824,225 | \$ 1,982,060 |
| Total Long-Term Debt | | | |
| 2010 General obligation refunding bonds | 2.00 - 3.5% | \$ 1,795,000 | \$ 355,000 |
| 2011 General obligation refunding bonds | 2.00 - 4.00% | 5,725,000 | 3,670,000 |
| 2015 Certificate of obligation | 2.09% | 1,485,000 | 1,210,000 |
| Total | | \$ 9,005,000 | \$ 5,235,000 |

City of Parker, Texas
NOTES TO FINANCIAL STATEMENTS, Continued
September 30, 2017

The annual requirements to amortize governmental activities debt issues outstanding at year ending were as follows:

| Year ending September 30, | Governmental Activities | | | | | |
|------------------------------|-------------------------|-----------------|---------------------|-------------------|---------------------|-------------------|
| | 2010 G.O. Bonds | | 2011 G.O. Bonds | | 2015 C.O.O. Bonds | |
| | Principal | Interest | Principal | Interest | Principal | Interest |
| 2018 | \$ 71,750 | \$ 5,094 | \$ 199,045 | \$ 65,616 | \$ 140,000 | \$ 23,826 |
| 2019 | 73,800 | 2,583 | 204,215 | 59,567 | 140,000 | 20,900 |
| 2020 | - | - | 211,970 | 53,325 | 150,000 | 17,870 |
| 2021 | - | - | 217,140 | 45,802 | 150,000 | 14,735 |
| 2022 | - | - | 224,895 | 36,962 | 155,000 | 11,547 |
| 2023 | - | - | 237,820 | 27,707 | 155,000 | 8,308 |
| 2024 | - | - | 155,100 | 19,849 | 160,000 | 5,016 |
| 2025 | - | - | 134,420 | 14,294 | 160,000 | 1,672 |
| 2026 | - | - | 100,815 | 10,001 | - | - |
| 2027 | - | - | 103,400 | 6,170 | - | - |
| 2028 | - | - | 108,570 | 2,090 | - | - |
| Total | <u>\$ 145,550</u> | <u>\$ 7,677</u> | <u>\$ 1,897,390</u> | <u>\$ 341,384</u> | <u>\$ 1,210,000</u> | <u>\$ 103,874</u> |

2010 general obligation refunding bonds issued February 11, 2010, due in annual installments through July 15, 2019, bearing interest ranging from 2.0% to 3.5% payable January 15 and July 15. The governmental activities portion is 41% or \$735,950 of the total \$1,795,000 issue.

2011 general obligation refunding bonds issued July 13, 2011, due in annual installments through February 15, 2028, bearing interest ranging from 2.0% to 4.0% payable February 15 and August 15. The governmental activities portion is 52% or \$2,959,825 of the total \$5,725,000 issue.

2015 certificate of obligation bonds issued August 20, 2015, due in annual installments through February 15, 2025, bearing interest ranging from 2.09% payable February 15 and August 15. The governmental activities portion is 100% of the total issue of \$1,485,000.

City of Parker, Texas
NOTES TO FINANCIAL STATEMENTS, Continued
September 30, 2017

The annual requirements to amortize business-type activities debt issues outstanding at year ending were as follows:

| Year ending September 30, | Business-Type Activities | | | |
|------------------------------|--------------------------|------------------|---------------------|-------------------|
| | 2010 G.O. Bonds | | 2011 G.O. Bonds | |
| | Principal | Interest | Principal | Interest |
| 2018 | \$ 103,250 | \$ 7,331 | \$ 185,955 | \$ 61,301 |
| 2019 | 106,200 | 3,717 | 190,785 | 55,650 |
| 2020 | - | - | 198,030 | 49,818 |
| 2021 | - | - | 202,860 | 42,790 |
| 2022 | - | - | 210,105 | 34,531 |
| 2023 | - | - | 222,180 | 25,885 |
| 2024 | - | - | 144,900 | 18,544 |
| 2025 | - | - | 125,580 | 13,354 |
| 2026 | - | - | 94,185 | 9,343 |
| 2027 | - | - | 96,600 | 5,765 |
| 2028 | - | - | 101,430 | 1,953 |
| Total | \$ 209,450 | \$ 11,048 | \$ 1,772,610 | \$ 318,933 |

2010 general obligation refunding bonds issued February 11, 2010, due in annual installments through July 15, 2019, bearing interest ranging from 2.0% to 3.5% payable January 15 and July 15. The business-type activities portion is 59% or \$1,059,050 of the total \$1,795,000 issue.

2011 general obligation refunding bonds issued July 13, 2011, due in annual installments through February 15, 2028, bearing interest ranging from 2.0% to 4.0% payable February 15 and August 15. The business-type activities portion is 48% or \$2,765,175 of the total \$5,725,000 issue.

City of Parker, Texas
NOTES TO FINANCIAL STATEMENTS, Continued
September 30, 2017

The annual requirements to amortize total government-wide debt issues outstanding at year ending were as follows:

| Year ending September 30, | Governmental Activities | | Business-Type Activities | | Total | |
|------------------------------|-------------------------|-------------------|--------------------------|-------------------|---------------------|-------------------|
| | Principal | Interest | Principal | Interest | Principal | Interest |
| 2018 | \$ 410,795 | \$ 94,536 | \$ 289,205 | \$ 68,632 | \$ 700,000 | \$ 163,168 |
| 2019 | 418,015 | 85,976 | 296,985 | 59,367 | 715,000 | 145,343 |
| 2020 | 361,970 | 71,195 | 198,030 | 49,818 | 560,000 | 121,013 |
| 2021 | 367,140 | 60,537 | 202,860 | 42,790 | 570,000 | 103,327 |
| 2022 | 379,895 | 48,509 | 210,105 | 34,531 | 590,000 | 83,040 |
| 2023 | 392,820 | 36,015 | 222,180 | 25,885 | 615,000 | 61,900 |
| 2024 | 315,100 | 24,865 | 144,900 | 18,544 | 460,000 | 43,409 |
| 2025 | 294,420 | 15,966 | 125,580 | 13,354 | 420,000 | 29,320 |
| 2026 | 100,815 | 1,001 | 94,185 | 9,343 | 195,000 | 10,344 |
| 2027 | 103,400 | 6,170 | 96,600 | 5,765 | 200,000 | 11,935 |
| 2028 | 108,570 | 2,090 | 101,430 | 1,953 | 210,000 | 4,043 |
| Total | <u>\$ 3,252,940</u> | <u>\$ 446,860</u> | <u>\$ 1,982,060</u> | <u>\$ 329,982</u> | <u>\$ 5,235,000</u> | <u>\$ 776,842</u> |

General obligation bonds are direct obligations of the City for which its full faith and credit are pledged. Repayment of general obligation bonds are from taxes levied on all taxable property located within the City. The City is not obligated in any manner for special assessment debt.

Collin County agreed to issue a grant amounting to \$367,247 and lend up to \$975,506 to the City to relocate water utilities along FM 2514. The payable is owed back to the County 30 days after the City receives the grant money from TX DOT or letter from TX DOT that no grant will be issued. As of September 30, 2017, the City received \$238,856 from the County related to this agreement. This amount was considered to be a part of the \$367,247 grant portion of the agreement. As of September 30, 2017, the City expended \$126,018 related to this project and therefore realized grant revenue equal to one half due to the matching requirement from the County, \$63,009. The unearned portion of the grant was recorded as a liability for \$175,847, and will be recognized as revenue when the City expends additional funds on the project.

F. Deferred Charge on Refunding

A deferred charge resulting from the issuance of the 2010 and 2011 general obligation refunding bonds has been recorded as a deferred outflow of resources and is being amortized to interest expense over the term of the refunded debt. Current year balances for governmental and business-type activities totaled \$62,751 and \$57,923, respectively. Current year amortization expense for governmental and business-type activities totaled \$5,704 and \$5,266, respectively.

City of Parker, Texas
NOTES TO FINANCIAL STATEMENTS, Continued
September 30, 2017

G. Customer Deposits

The City had customer deposits of \$63,000 in the general fund as of year end. The City requires a \$1,000 refundable deposit for all new home building permits. This amount will be refunded upon completion of the project and by meeting certain criteria set by the City.

H. Interfund Transactions

The compositions of interfund due to/from balances as of the year ended September 30, 2017 were as follows:

| <u>Payable fund</u> | <u>Receivable fund</u> |
|---------------------|------------------------|
| | <u>General</u> |
| Capital projects | \$ 35,092 |

The City records fund balance restrictions on the fund level to indicate that a portion of the fund balance is legally restricted for a specific future use or to indicate that a portion of the fund balance is not available for expenditures.

Transfers between the primary government funds during the 2017 year were as follows:

| <u>Transfer in:</u> | <u>Transfer out</u> |
|-----------------------|---------------------|
| | <u>General</u> |
| Nonmajor Governmental | \$ 4,125 |
| | \$ 4,125 |

The following is a list of fund balances restricted/committed by the City:

| | <u>Restricted</u> | <u>Committed</u> |
|----------------------|-------------------|-------------------|
| Municipal court | * \$ 37,900 | \$ - |
| Police seizures | 97 | - |
| Debt service | 145,368 | - |
| Fire safety | 227,781 | - |
| Capital improvements | 309,908 | 104,268 |
| Total | <u>\$ 721,054</u> | <u>\$ 104,268</u> |

*Restricted by enabling legislation.

City of Parker, Texas
NOTES TO FINANCIAL STATEMENTS, Continued
September 30, 2017

J. Lease Obligations

In the prior year, the government entered into an operating lease agreement as lessee for an office building to be used by the police department. The term of the lease is 60 months beginning on July 12, 2016. The monthly lease payment is \$2,200. Total lease expense for the year ended September 30, 2017 totaled \$26,400.

Future minimum payments for this lease are as follows:

| Year ended September 30: | | |
|---------------------------------|----|----------------|
| 2018 | \$ | 26,400 |
| 2019 | | 26,400 |
| 2020 | | 26,400 |
| 2021 | | 22,000 |
| Thereafter | | - |
| | \$ | <u>101,200</u> |

V. OTHER INFORMATION

A. Risk Management

The City is exposed to various risks of loss related to torts; theft of, damage to and destruction of assets, errors and omissions; and natural disasters for which the City participates along with 2,800 other entities in the Texas Municipal League's Intergovernmental Risk Pools. The Pool purchases commercial insurance at group rates for participants in the Pool. The City has no additional risk or responsibility to the Pool outside of the payment of insurance premiums. The City has not significantly reduced insurance coverage or had settlements which exceeded coverage amounts for the past three years.

B. Contingent Liabilities

Amounts received or receivable from granting agencies are subject to audit and adjustment by grantor agencies, principally the federal government. Any disallowed claims, including amounts already collected, may constitute a liability of the applicable funds. The amounts of expenditures which may be disallowed by the grantor cannot be determined at this time although the City expects such amounts, if any, to be immaterial.

Liabilities are reported when it is probable that a loss has occurred and the amount of the loss can be reasonably estimated. Liabilities include an amount for claims that have been incurred but not reported. Claim liabilities are calculated considering the effects of inflation, recent claim settlement trends, including frequency and amount of payouts, and other economic and social factors.

City of Parker, Texas
NOTES TO FINANCIAL STATEMENTS, Continued
September 30, 2017

C. Arbitrage

The Tax Reform Act of 1986 instituted certain arbitrage consisting of complex regulations with respect to issuance of tax-exempt bonds after August 31, 1986. Arbitrage regulations deal with the investment of tax-exempt bond proceeds at an interest yield greater than the interest yield paid to bondholders. Generally, all interest paid to bondholders can be retroactively rendered taxable if applicable rebates are not reported and paid to the Internal Revenue Service at least every five years for applicable bond issues. Accordingly, there is the risk that if such calculations are not performed correctly, a substantial liability to the City could result. The City does anticipate that it will have an arbitrage liability and performs annual calculations to estimate this potential liability. The City will also engage an arbitrage consultant to perform the calculations in accordance with Internal Revenue Service's rules and regulations if indicated.

D. Defined Benefit Pension Plans

1. Plan Description

The City of Parker participates as one of 872 plans in the nontraditional, joint contributory, hybrid defined benefit pension plan administered by the Texas Municipal Retirement System (TMRS). TMRS is an agency created by the State of Texas and administered in accordance with the TMRS Act, Subtitle G, Title 8, Texas Government Code (the TMRS Act) as an agent multiple-employer retirement system for municipal employees in the State of Texas. The TMRS Act places the general administration and management of the System with a six-member Board of Trustees. Although the Governor, with the advice and consent of the Senate, appoints the Board, TMRS is not fiscally dependent on the State of Texas. TMRS's defined benefit pension plan is a tax-qualified plan under Section 401 (a) of the Internal Revenue Code. TMRS issues a publicly available comprehensive annual financial report (CAFR) that can be obtained at www.tmrs.com.

All eligible employees of the city are required to participate in TMRS.

2. Benefits Provided

TMRS provides retirement, disability, and death benefits. Benefit provisions are adopted by the governing body of the city, within the options available in the state statutes governing TMRS.

At retirement, the benefit is calculated as if the sum of the employee's contributions, with interest, and the city-financed monetary credits with interest were used to purchase an annuity. Members may choose to receive their retirement benefit in one of seven payments options. Members may also choose to receive a portion of their benefit as a Partial Lump Sum Distribution in an amount equal to 12, 24, or 36 monthly payments, which cannot exceed 75% of the member's deposits and interest.

City of Parker, Texas

NOTES TO FINANCIAL STATEMENTS, *Continued*

September 30, 2017

The plan provisions are adopted by the governing body of the City, within the options available in the state statutes governing TMRS. Plan provisions for the City were as follows:

| | <u>Plan Year 2016</u> | <u>Plan Year 2015</u> |
|--|--------------------------|--------------------------|
| Employee deposit rate | 6.0% | 6.0% |
| Matching ratio (city to employee) | 2 to 1 | 2 to 1 |
| Years required for vesting | 5 | 5 |
| Service retirement eligibility (expressed as age / years of service) | 60/5, 0/25 | 60/5, 0/25 |
| Updated service credit | 100% Repeating Transfers | 100% Repeating Transfers |
| Annuity increase (to retirees) | 0% of CPI | 0% of CPI |

Employees covered by benefit terms

At the December 31, 2016 valuation and measurement date, the following employees were covered by the benefit terms:

| | |
|--|----|
| Inactive employees or beneficiaries currently receiving benefits | 7 |
| Inactive employees entitled to but not yet receiving benefits | 11 |
| Active employees | 22 |
| Total | 40 |

3. Contributions

The contribution rates for employees in TMRS are either 5%, 6%, or 7% of employee gross earnings, and the city matching percentages are either 100%, 150%, or 200%, both as adopted by the governing body of the City. Under the state law governing TMRS, the contribution rate for each city is determined annually by the actuary, using the Entry Age Normal (EAN) actuarial cost method. The actuarially determined rate is the estimated amount necessary to finance the cost of benefits earned by employees during the year, with an additional amount to finance any unfunded accrued liability.

Employees for the City of Parker were required to contribute 6% of their annual gross earnings during the fiscal year. The contribution rates for the City of Parker were 11.20% and 12.23% in calendar years 2016 and 2017, respectively. The City's contributions to TMRS for the year ended September 30, 2017, were \$154,623, and were equal to the required contributions.

City of Parker, Texas
NOTES TO FINANCIAL STATEMENTS, Continued
September 30, 2017

4. Net Pension Liability

The City's Net Pension Liability (NPL) was measured as of December 31, 2016, and the Total Pension Liability (TPL) used to calculate the Net Pension Liability was determined by an actuarial valuation as of that date.

Actuarial assumptions:

The Total Pension Liability in the December 31, 2016 actuarial valuation was determined using the following actuarial assumptions:

| | |
|---------------------------|--|
| Inflation | 2.5% per year |
| Overall payroll growth | 3.0% per year |
| Investment Rate of Return | 6.75%, net of pension plan investment expense, including inflation |

Salary increases were based on a service-related table. Mortality rates for active members, retirees, and beneficiaries were based on the gender-distinct RP2000 Combined Healthy Mortality Tables with Blue Collar Adjustment, with male rates multiplied by 109% and female rates multiplied by 103%. The rates are projected on a fully generational basis by scale BB to account for future mortality improvements. For disabled annuitants, the gender-distinct RP2000 Combined Healthy Mortality Tables with Blue Collar Adjustment are used with males rates multiplied by 109% and female rates multiplied by 103% with a 3-year set-forward for both males and females. In addition, a 3% minimum mortality rate is applied to reflect the impairment for younger members who become disabled. The rates are projected on a fully generational basis by scale BB to account for future mortality improvements subject to the 3% floor.

Actuarial assumptions used in the December 31, 2016, valuation were based on the results of actuarial experience studies. The experience study in TMRS was for the period December 31, 2010 through December 31, 2014. Healthy post-retirement mortality rates and annuity purchase rates were updated based on a Mortality Experience Investigation Study covering 2009 through 2011, and dated December 31, 2013. These assumptions were first used in the December 31, 2013 valuation, along with a change to the Entry Age Normal (EAN) actuarial cost method. Assumptions are reviewed annually. Plan assets are managed on a total return basis with an emphasis on both capital appreciation as well as the production of income, in order to satisfy the short-term and long-term funding needs of TMRS.

The long-term expected rate of return on pension plan investments was determined using a building-block method in which best estimate ranges of expected future real rates of return (expected returns, net of pension plan investment expense and inflation) are developed for each major asset class. These ranges are combined to produce the long-term expected rate of return by weighting the expected future real rates of return by the target asset allocation percentage and by adding expected inflation. In determining their best estimate of a

City of Parker, Texas
NOTES TO FINANCIAL STATEMENTS, Continued
September 30, 2017

recommended investment return assumption under the various alternative asset allocation portfolios, GRS focused on the area between (1) arithmetic mean (aggressive) without an adjustment for time (conservative) and (2) the geometric mean (conservative) with an adjustment for time (aggressive). The target allocation and best estimates of real rates of return for each major asset class in fiscal year 2017 are summarized in the following table:

| Asset Class | Target Allocation | Long-Term Expected Real Rate of Return (Arithmetic) |
|-----------------------|--------------------------|--|
| Domestic Equity | 17.5% | 4.55% |
| International Equity | 17.5% | 6.35% |
| Core Fixed Income | 10.0% | 1.00% |
| Non-Core Fixed Income | 20.0% | 4.15% |
| Real Return | 10.0% | 4.15% |
| Real Estate | 10.0% | 4.75% |
| Absolute Return | 10.0% | 4.00% |
| Private Equity | 5.0% | 7.75% |
| Total | 100.0% | |

Discount Rate:

The discount rate used to measure the Total Pension Liability was 6.75%. The projection of cash flows used to determine the discount rate assumed that employee and employer contributions will be made at the rates specified in statute. Based on that assumption, the pension plan's Fiduciary Net Position was projected to be available to make all projected future benefit payments of current active and inactive employees. Therefore, the long-term expected rate of return on pension plan investments was applied to all periods of projected benefit payments to determine the Total Pension Liability.

City of Parker, Texas
NOTES TO FINANCIAL STATEMENTS, Continued
September 30, 2017

Changes in the Net Pension Liability:

| | Total Pension Liability (a) | Plan Fiduciary Net Position (b) | Net Pension Liability (a) – (b) |
|---|--|--|--|
| Balance at 12/31/15 | \$ 3,069,768 | \$ 2,200,444 | \$ 869,324 |
| Changes for the year: | | | |
| Service Cost | 169,837 | - | 169,837 |
| Interest | 207,380 | - | 207,380 |
| Difference between expected and actual experience | 52,583 | - | 52,583 |
| Changes of assumptions | - | - | - |
| Contributions – employer | - | 140,906 | (140,906) |
| Contributions – employee | - | 75,483 | (75,483) |
| Net investment income | - | 148,469 | (148,469) |
| Benefit payments, including refunds of emp. contributions | (164,770) | (164,770) | - |
| Administrative expense | - | (1,679) | 1,679 |
| Other changes | - | (90) | 90 |
| Net changes | 265,030 | 198,319 | 66,711 |
| Balance at 12/31/16 | \$ 3,334,798 | \$ 2,398,763 | \$ 936,035 |

Sensitivity of the net pension liability to changes in the discount rate

The following presents the net pension liability of the City, calculated using the discount rate of 6.75%, as well as what the City's net pension liability would be if it were calculated using a discount rate that is 1-percentage-point lower (5.75%) or 1-percentage-point higher (7.75%) than the current rate:

| 1% Decrease 5.75% | Current Single Rate Assumption 6.75% | 1% Increase 7.75% |
|------------------------------|---|------------------------------|
| \$ 1,366,106 | \$ 936,035 | \$ 575,910 |

Pension Plan Fiduciary Net Position:

Detailed information about the pension plan's Fiduciary Net Position is available in a separately-issued TMRS financial report. That report may be obtained on the internet at www.tmrs.com.

City of Parker, Texas
NOTES TO FINANCIAL STATEMENTS, Continued
September 30, 2017

5. Pension Expense and Deferred Outflows of Resources Related to Pensions

Pension expense for the year ended September 30, 2017 was \$208,452. At September 30, 2017, the City reported deferred outflows of resources related to pensions from the following sources:

| | Deferred Outflows of Resources |
|---|---|
| Difference between projected and investment earnings | \$ 99,288 |
| Differences between expected and actual economic experience | 70,560 |
| Contributions subsequent to the measurement date | 116,358 |
| Total | \$ 286,206 |

The City reported \$116,358 as deferred outflows of resources related to pensions resulting from contributions subsequent to the measurement date that will be recognized as a reduction of the net pension liability for the year ending September 30, 2018. Other amounts reported as deferred outflows and inflows of resources related to pensions will be recognized in pension expense as follows:

| | |
|--------------------------------|-------------------|
| Year ended December 31: | |
| 2017 | 53,482 |
| 2018 | 53,522 |
| 2019 | 53,704 |
| 2020 | 9,140 |
| 2021 | - |
| Thereafter | - |
| | \$ 169,848 |

Supplemental Death Benefits Plan

The City also participates in the cost sharing multiple-employer defined benefit group-term life insurance plan operated by the Texas Municipal Retirement System (TMRS) known as the Supplemental Death Benefits Fund (SDBF). The City elected, by ordinance, to provide group-term life insurance coverage to both current and retired employees. The City may terminate coverage under and discontinue participation in the SDBF by adopting an ordinance before November 1 of any year to be effective the following January 1.

City of Parker, Texas

NOTES TO FINANCIAL STATEMENTS, *Continued*

September 30, 2017

The death benefit for active employees provides a lump-sum payment approximately equal to the employee's annual salary (calculated based on the employee's actual earnings, for the 12-month period preceding the month of death); retired employees are insured for \$7,500; this coverage is an "other postemployment benefit," or OPEB.

The City contributes to the SDBF at a contractually required rate as determined by an annual actuarial valuation. The rate is equal to the cost of providing one-year term life insurance. The funding policy for the SDBF program is to assure that adequate resources are available to meet all death benefit payments for the upcoming year; the intent is not to pre-fund retiree term life insurance during employees' entire careers.

The City's retiree contribution rates to the TMRS SDBF for the years ended 2017, 2016 and 2015 are as follows:

| Plan/ Calendar Year | Annual Required Contribution (Rate) | Actual Contribution Made (Rate) | Percentage of ARC Contributed |
|--------------------------------|--|--|--|
| 2015 | 0.01% | 0.01% | 100.0% |
| 2016 | 0.01% | 0.01% | 100.0% |
| 2017 | 0.02% | 0.02% | 100.0% |

The City's contributions to the TMRS SDBF for the years ended 2017, 2016 and 2015 were \$259, \$119, and \$112, respectively, which equaled the required contributions each year.

E. Deferred Compensation Plan

The City offers its employees a deferred compensation plan created in accordance with Internal Revenue Service Code, Section 457. The plan permits employees to defer a portion of their salary until future years. The deferred compensation is not available to employees until retirement, termination, death, or unforeseeable emergencies.

Federal law requires all assets and income of Section 457 plans to be held in trust, custodial accounts, or annuity contracts for the exclusive benefit of the participants and their beneficiaries. The City's deferred compensation plan is administered by a private corporation under contract with the City. Total participant contributions were approximately \$2,835 for the year ended September 30, 2017. The City does not contribute to the plan.

City of Parker, Texas
NOTES TO FINANCIAL STATEMENTS, Continued
September 30, 2017

F. Subsequent Events

In October 2017, the City purchased radio equipment for \$122,155.

There were no other material subsequent events through December 15, 2017, the date the financial statements were issued.

(This page intentionally left blank.)

REQUIRED SUPPLEMENTARY INFORMATION

(This page intentionally left blank.)

City of Parker, Texas

SCHEDULE OF REVENUES, EXPENDITURES, AND CHANGES IN FUND BALANCE - BUDGET AND ACTUAL GENERAL FUND

For the Year Ended September 30, 2017

| | Original & Final Budget | Actual | Variance with Final Budget Positive (Negative) |
|---------------------------------------|----------------------------|---------------------|---|
| <u>Revenues</u> | | | |
| Property tax | \$ 2,349,103 | \$ 2,384,229 | \$ 35,126 |
| Sales tax | 150,000 | 165,955 | 15,955 |
| Franchise and local taxes | 256,200 | 238,138 | (18,062) |
| License and permits | 450,300 | 393,751 | (56,549) |
| Contributions and donations | - | 690 | 690 |
| Intergovernmental | 3,536 | 9,454 | 5,918 |
| Fines and forfeitures | 200,000 | 157,430 | (42,570) |
| Investment income | 25,000 | 33,163 | 8,163 |
| Other revenue | 23,000 | 15,575 | (7,425) |
| Total Revenues | 3,457,139 | 3,398,385 | (58,754) |
| <u>Expenditures</u> | | | |
| Current: | | | |
| General government | 1,063,017 | 705,707 | 357,310 |
| Police department | 1,014,260 | 974,307 | 39,953 |
| Municipal court | 194,629 | 147,498 | 47,131 |
| Fire department | 364,201 | 341,032 | 23,169 |
| Building and code enforcement | 136,182 | 120,021 | 16,161 |
| Public works | 1,055,032 | 965,347 | 89,685 |
| City property | 120,750 | 94,941 | 25,809 |
| Total Expenditures | 3,948,071 | 3,348,853 | 599,218 |
| Revenues Over (Under) | (490,932) | 49,532 | 540,464 |
| <u>Other Financing Sources</u> | | | |
| Transfers (out) | - | (4,125) | (4,125) |
| Insurance recovery proceeds | - | 30,036 | 30,036 |
| Net Change in Fund Balance | \$ (490,932) | 75,443 | \$ 566,375 |
| Beginning fund balance | | 4,368,509 | |
| Ending Fund Balance | | \$ 4,443,952 | |

Notes to Required Supplementary Information:

1. Annual budgets are adopted on a basis consistent with generally accepted accounting principles (GAAP).

City of Parker, Texas

SCHEDULE OF CHANGES IN NET PENSION LIABILITY AND RELATED RATIOS

Years Ended December 31,

| | 2016 | 2015 | 2014 |
|--|---------------------|---------------------|---------------------|
| Total pension liability | | | |
| Service cost | \$ 169,837 | \$ 142,149 | \$ 113,443 |
| Interest | 207,380 | 196,185 | 189,492 |
| Differences between expected and actual experience | 52,583 | (2,192) | (43,077) |
| Changes of assumptions | - | 81,015 | - |
| Benefit payments, including refunds of participant contributions | (164,770) | (157,911) | (199,299) |
| Net change in total pension liability | 265,030 | 259,246 | 60,559 |
| Total pension liability - beginning | 3,069,768 | 2,810,522 | 2,749,963 |
| Total pension liability - ending (a) | 3,334,798 | 3,069,768 | 2,810,522 |
| Plan fiduciary net position | | | |
| Contributions - employer | \$ 140,906 | \$ 132,625 | \$ 108,296 |
| Contributions - members | 75,483 | 68,124 | 63,331 |
| Net investment income | 148,469 | 3,182 | 118,262 |
| Benefit payments, including refunds of participant contributions | (164,770) | (157,911) | (199,299) |
| Administrative expenses | (1,679) | (1,938) | (1,235) |
| Other | (90) | (96) | (102) |
| Net change in plan fiduciary net position | 198,319 | 43,986 | 89,253 |
| Plan fiduciary net position - beginning | 2,200,444 | 2,156,458 | 2,067,205 |
| Plan fiduciary net position - ending (b) | \$ 2,398,763 | \$ 2,200,444 | \$ 2,156,458 |
| Fund's net pension liability - ending (a) - (b) | \$ 936,035 | \$ 869,324 | \$ 654,064 |
| Plan fiduciary net position as a percentage | 71.93% | 71.68% | 76.73% |
| Covered employee payroll | \$ 1,258,049 | \$ 1,136,281 | \$ 1,055,519 |
| Fund's net position as a percentage of covered employee payroll | 74.40% | 76.51% | 61.97% |

Notes to schedule:

1) This schedule is presented to illustrate the requirement to show information for ten years. However, until a full ten-year trend is compiled, only available information is shown.

City of Parker, Texas

SCHEDULE OF EMPLOYER CONTRIBUTIONS TO PENSION PLAN

Years Ended:

| | <u>9/30/2017</u> | <u>9/30/2016</u> | <u>9/30/2015</u> ¹ |
|--|------------------|------------------|-------------------------------|
| Actuarially determined employer contributions | \$ 154,623 | \$ 134,731 | \$ 126,757 |
| Contributions in relation to the actuarially determined contribution | \$ 154,623 | \$ 134,731 | \$ 126,757 |
| Contribution deficiency (excess) | \$ - | \$ - | \$ - |
| Annual covered employee payroll | \$ 1,293,066 | \$ 1,191,182 | \$ 1,116,212 |
| Employer contributions as a percentage of covered employee payroll | 11.96% | 11.31% | 11.36% |

1) This schedule is presented to illustrate the requirement to show information for ten years. However, until a full ten-year trend is compiled, only available information is shown.

NOTES TO SCHEDULE OF EMPLOYER CONTRIBUTIONS TO PENSION PLAN

Valuation Date:

Notes Actuarially determined contribution rates are calculated as of December 31 and become effective in January 13 months later.

Methods and Assumptions Used to Determine Contribution Rates:

| | |
|-------------------------------|--|
| Actuarial Cost Method | Entry Age Normal |
| Amortization Method | Level Percentage of Payroll, Closed |
| Remaining Amortization Period | 25 years |
| Asset Valuation Method | 10 Year smoothed market; 15% soft corridor |
| Inflation | 2.5% |
| Salary Increases | 3.5% to 10.5% including inflation |
| Investment Rate of Return | 6.75% |
| Retirement Age | Experience-based table of rates that are specific to the City's plan of benefits. Last updated for the 2015 valuation pursuant to an experience study of the period 2010 - 2014 |
| Mortality | RP2000 Combined Mortality Table with Blue Collar Adjustment with male rates multiplied by 109% and female rates multiplied by 103% and projected on a fully generational basis with scale BB |

Other Information:

Notes There were no benefit changes during the year.

(This page intentionally left blank.)