



PLANNING SESSION FY 2020-2021

City of Parker

May 13, 2020



INITIAL QUESTIONS

- What is Council looking for this year in the budget?
 - Projects
 - Updating
- Tax Rate?



FAQ

- **Are property owners entitled to a temporary property tax exemption for properties damaged by a disaster if they have suffered economic loss due to the coronavirus pandemic?**
- According to a Texas attorney general opinion released on April 13, the answer is no. At issue in the opinion is whether a new disaster-related property tax exemption, passed in 2019, applies only to property that has suffered physical damage (as opposed to purely economic loss) as the result of a disaster.
- In Opinion No. KP-299, the attorney general evaluated the plain language of the statute to determine that the word "damage" refers only to "physical harm" to the property: According to the attorney general, "[n]othing in the language of section 11.35 evidences an intent on the part of the Legislature to address non-physical damage to property by allowing an exemption in such circumstances."
- As a result, a court would likely conclude that the legislature intended to limit the tax exemption in Tax Code Section 11.35 to property that is physically harmed as a result of a declared disaster.



FAQ COLLIN COUNTY

REAL ESTATE APPRAISAL NOTICES:

Mailing date delayed until May 15, 2020.

Protest deadline for notices mailed May 15th will be June 15th.

We will mail appraisal notices to all real properties, as we do each year.

Appraised Values are as of January 1st statutory requirement.

BUSINESS PERSONAL PROPERTY (BPP) APPRAISAL NOTICES:

BPP Mailing date will trail real estate notices by two to four weeks.

BPP protest deadline will be 30 days after the date BPP appraisal notices are mailed.

We will mail appraisal notices to all BPP properties, as we do each year.

Appraised Values are as of January 1st statutory requirement.



FAQ COLLIN COUNTY

THE DISTRICT WILL NOT CONDUCT IN- PERSON MEETINGS:

If the owner disagrees with the Notice of Appraised Value, they will need to file a protest with the Appraisal Review Board (ARB) via our online eFile system or in writing by mail.

After the ARB support staff schedules a protest hearing, an appraiser and/or an exemptions manager will review the protest.

Information and discussions with District staff will be handled through our eFile system, by telephone or by mail.

If the District's staff and owner reach an agreement electronically via our eFile system or in writing, prior to the date of the scheduled protest hearing, the ARB hearing will be canceled.

If there is not an agreement prior to the scheduled protest hearing, the owner will need to proceed with their ARB hearing.

APPRAISAL REVIEW BOARD (ARB):

The Appraisal Review Board is working on procedures for the 2020 protest hearings. Currently the preliminary schedule is to begin hearings around July 6th.



REVENUES



SALES TAX REVENUES



Sales Tax Revenue General Fund FY 2019-2020

Month	FY 2016	FY 2017	FY 2018	FY 2019	FY 2020 YTD	Difference	Variance
Received	Received	Received	Received	Received	Received	to FY 2019	to FY 2019
October	\$10,297	\$11,348	\$12,724	\$18,648	\$17,616	(\$1,033)	-5.5%
November	14,146	12,972	15,916	20,580	21,689	1,109	5.4%
December	10,749	11,754	14,613	18,710	22,379	3,668	19.6%
January	9,529	11,986	14,898	19,988	18,143	(1,845)	-9.2%
February	19,126	17,566	19,676	24,284	28,023	3,739	15.4%
March	9,435	11,584	12,396	15,718	19,095	3,377	21.5%
April	9,444	8,994	11,601	13,220	17,202	3,982	30.1%
May	12,954	14,951	15,422	20,142	20,192	50	0.2%
June	10,691	13,102	17,569	23,768			
July	11,610	14,940	16,938	17,783			
August	14,018	15,548	19,666	19,550			
September	10,184	13,185	17,090	17,616			
Total	\$142,183	\$167,930	\$188,509	\$230,007	\$164,336	\$13,046	5.6%



PROPERTY TAXES



Property Tax Revenue General Fund FY 2019-2020

Month	FY 2016	FY 2017	FY 2018	FY 2019	FY 2020 YTD	Difference	Variance
Received	Received	Received	Received	Received	Received	to FY 2019	to FY 2019
October	\$14,681	\$26,636	\$45,491	\$85,362	\$92,204	\$6,842	8.0%
November	119,366	147,562	138,073	420,772	204,416	(216,356)	-51.4%
December	916,395	1,093,390	1,227,495	1,165,830	1,633,431	467,601	40.1%
January	586,669	664,254	866,225	807,103	952,532	145,428	18.0%
February	184,672	306,142	216,990	294,720	315,105	20,385	6.9%
March	30,498	50,347	34,293	57,257	35,505	(21,752)	-38.0%
April	10,680	10,966	30,151	16,631	13,038	(3,593)	-21.6%
May	19,031	27,392	25,655	22,985			
June	8,935	17,437	11,352	14,308			
July	13,749	33,865	22,491	23,593			
August	4,840	3,030	31,311	5,447			
September	4,170	3,217	5,837	2,783			
Total	\$1,913,557	\$2,384,229	\$2,654,355	\$2,916,792	\$3,246,230	\$398,554	14.0%



FRANCHISE FEE



Franchise Fee Revenue General Fund FY 2019-2020

Month Received	FY 2016 Received	FY 2017 Received	FY 2018 Received	FY 2019 Received	FY 2020 YTD Received	Difference to FY 2019	Variance to FY 2019
October	\$5	\$20,142	\$3,755	\$18,905	\$3,316	(\$18,690)	-82.5%
November	34,736	16,433	31,632	17,953	47,049	29,096	162.1%
December	0	0	0	0	0	0	0.0%
January	0	7,027	0	52,471	20,557	(31,914)	-60.8%
February	133,768	128,483	132,090	94,466	59,361	(35,104)	-37.2%
March	0	0	0	0	0	0	0.0%
April	4,344	1,158	22,088	29,423	26,899	(2,526)	-8.6%
May	34,014	37,118	18,433	17,467			
June	0	0	0	0			
July	2,590	12,638	13,644	21,418			
August	28,311	18,564	18,778	17,280			
September	4,846	(7,466)	3,685	0			
Total	\$244,613	\$234,097	\$246,071	\$269,380	\$157,182	(\$56,037)	-30.5%

Special Note: Some Franchise Fees are received on a quarterly basis.



LICENSES & PERMITS REVENUE



Licenses & Permits Revenue General Fund FY 2019-2020

Month	FY 2016	FY 2017	FY 2018	FY 2019	FY 2020 YTD	Difference	Variance
Received	Received	Received	Received	Received	Received	to FY 2019	to FY 2019
October	\$12,241	\$66,887	\$43,572	\$39,126	\$40,350	\$1,224	3.1%
November	7,883	11,172	13,310	52,505	66,211	13,706	26.1%
December	26,973	25,184	7,877	28,727	28,108	(618)	-2.2%
January	21,048	27,374	44,274	45,699	17,757	(27,942)	-61.1%
February	40,164	11,406	42,025	21,326	78,162	56,837	266.5%
March	79,525	62,992	69,016	16,021	29,068	13,047	81.4%
April	48,985	19,599	51,627	27,954	26,187	(1,767)	-6.3%
May	13,682	10,957	48,211	40,560			
June	13,794	40,281	50,769	32,478			
July	25,367	25,645	46,513	36,859			
August	28,978	32,158	91,715	25,271			
September	19,299	45,146	27,218	46,967			
Total	\$337,960	\$378,801	\$536,126	\$413,491	\$285,844	\$54,487	23.6%



COURT FINES



Court Fines Revenue General Fund FY 2019-2020

Month	FY 2016	FY 2017	FY 2018	FY 2019	FY 2020 YTD	Difference	Variance
Received	Received	Received	Received	Received	Received	to FY 2019	to FY 2019
October	\$15,304	\$13,916	\$24,603	\$13,822	\$18,963	\$5,141	37.2%
November	8,748	10,413	23,397	17,516	17,107	(409)	-2.3%
December	19,610	9,395	18,100	9,885	24,399	14,713	151.9%
January	15,896	6,569	14,897	14,893	19,812	4,919	33.0%
February	20,484	11,589	22,303	19,940	21,768	1,828	9.2%
March	16,178	13,698	17,818	20,386	20,684	298	1.5%
April	11,315	9,547	17,738	20,071	10,016	(10,055)	-50.1%
May	14,057	7,251	16,866	18,401			
June	12,121	9,633	19,857	22,345			
July	18,034	17,559	14,452	19,300			
August	11,343	28,096	18,053	21,356			
September	12,916	14,860	10,409	20,568			
Total	\$176,005	\$153,525	\$218,489	\$218,283	\$132,749	\$16,435	14.1%



BUILDING PERMITS

SEE HANDOUTS



ADMINISTRATION

Supplemental



COUNCIL MEETINGS STREAMED ONLINE

- **Swagit-** is a remote service that does all production offsite. Many of the surrounding communities use them. Murphy, Sachse, Wylie and Allen. This will allow someone at their production site able to switch between cameras and add other services. This will bookmark sections in meeting people can
- **Cost**
 - System of 4 Cameras and additional equipment \$41,565
 - Installation \$4,995 if new building approved will have to pay again to relocate system possibly
 - Meetings up to 50 a year at a cost of \$1,695 per month (This should cover regular City Council and P&Z meetings). The meeting costs can be adjusted upwards if council deems other boards to be televised.
- **Additional Add ons**
 - Closed Captioning \$708 per month can get real time closed captioning but at a higher rate.
 - Sound Search \$250 per month



CITY WEBSITE UPDATE

- CivicPlus currently hosts our website and the last time the website had a complete update was in 2017.
- Numerous complaints on workability
- Numerous complaints on looks.
- Costs
 - Standard Redesign – Approximately \$5,535
 - Premium Redesign – Approximately \$8,847
 - Ultimate Redesign – Approximately \$11,529



CODIFICATION

- **Switching from American Legal to Municode**
 - **Conversion and Republication-No Charge**
 - **Binders \$71**
 - **Supplemental pages add on \$19 per page**
 - **MyMunicode annually Fee waived for the first year of online service. \$1,196**
Includes MunicodeNEXT (Online Code), OrdBank, CodeBank, CodeBank Compare + eNotify, MuniPRO, and Custom Banner

You may pick and choose and pay annual costs for above.



PHONE SYSTEM

- Moving from Traditional System to VOIP.

City Hall (13)

Fire (3)

Police (7)

Public Works (1)

Total of 24 phones

Price Range from \$28,000-\$30,000



PUBLIC WORKS

Supplemental





EQUIPMENT

- Crack Seal Machine-\$60,000
additional 10% off Government
contract





EQUIPMENT

- Replacement Riding Lawn Mower Zero Turn \$15,000 not to exceed on government contract.





EQUIPMENT

- Dump Truck New \$89,000 with government discount. No CDL Required.



POLICE

Supplemental



SUPPLEMENTAL

- Increase training budget-\$5,200
- Star Next Speed Enforcement Software-\$4,750
- Training Uniforms-\$4,107
- 50th Anniversary Decal and Coin for Parker Police Department creation- \$3,900
- Replacement of Dodge Charger



FIRE

Supplemental




SUPPLEMENTAL

- Wylie Dispatch final Conversion
 - \$52,500 annual increases over current contract. Last year Council authorized in the budget to spend the initial money for the IT equipment in the FY 2019-2020 Budget. This is the last piece.
- ESO Hosted Fire, EMS, Staffing Software - \$2,480.
- Budget hours for Emergency Management Coordinator - \$2,371





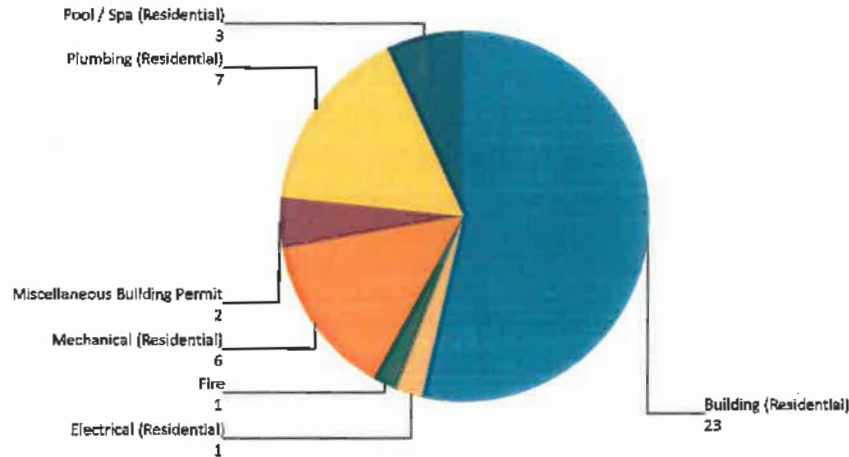
QUESTIONS





KEY PERFORMANCE INDICATORS (04/01/2020 TO 05/31/2020) FOR CITY OF PARKER TEXAS

Permits Applied For By Permit Type

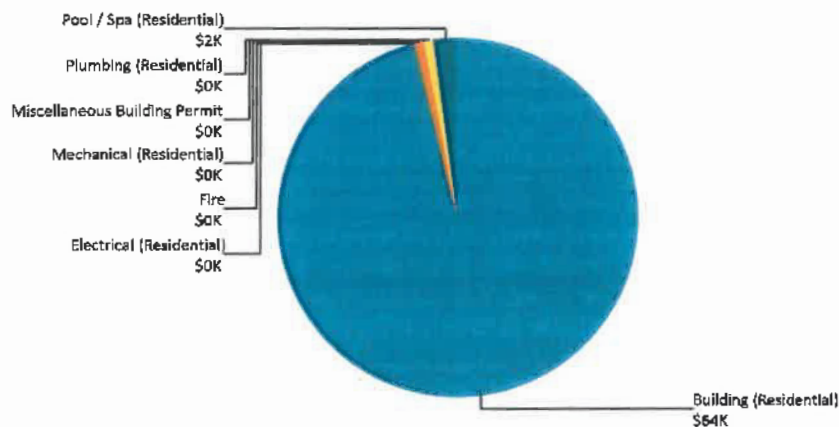


Building (Residential)	53.5%
Electrical (Residential)	2.3%
Fire	2.3%
Mechanical (Residential)	4.7%
Miscellaneous Building Permit	0.0%
Plumbing (Residential)	16.3%
Pool / Spa (Residential)	7.0%
Total:	100.0%

Permits Expired By Permit Type

Building (Residential)	0.0%
Electrical (Residential)	0.0%
Fire	0.0%
Mechanical (Residential)	0.0%
Miscellaneous Building Permit	0.0%
Plumbing (Residential)	0.0%
Pool / Spa (Residential)	0.0%
Total:	100.0%

Invoiced Permit Revenue By Permit Type



Building (Residential)	95.7%
Electrical (Residential)	0.2%
Fire	0.2%
Mechanical (Residential)	0.7%
Miscellaneous Building Permit	0.0%
Plumbing (Residential)	0.7%
Pool / Spa (Residential)	2.3%
Total:	100.0%

KEY PERFORMANCE INDICATORS (04/01/2020 TO 05/31/2020)

Permit Type	Class	District	Status	Permits Applied	Permits Expired	Invoiced Fee Total
Building (Residential)				23	0	\$63,744.59
	Accessory Structure			7	0	\$904.36
		Parker Texas		7	0	\$904.36
			Issued	5	0	\$804.36
			Submitted	2	0	\$100.00
	Addition			5	0	\$2,600.19
		Parker Texas		5	0	\$2,600.19
			Issued	2	0	\$2,600.19
			Submitted	3	0	\$0.00
	Driveway / Culvert			1	0	\$75.00
		Parker Texas		1	0	\$75.00
			Submitted	1	0	\$75.00
	Fence			5	0	\$375.00
		Parker Texas		5	0	\$375.00
			Issued	3	0	\$225.00
			Submitted	2	0	\$150.00
	New Single Family			5	0	\$59,790.04
		Parker Texas		5	0	\$59,790.04
			Issued	4	0	\$59,790.04
			Submitted	1	0	\$0.00
Electrical (Residential)				1	0	\$150.00
	Electrical			1	0	\$150.00
		Parker Texas		1	0	\$150.00
			Issued	1	0	\$150.00
Fire				1	0	\$150.00
	Fire Suppression			1	0	\$150.00
		Parker Texas		1	0	\$150.00
			Submitted	1	0	\$150.00
Mechanical (Residential)				6	0	\$450.00
	HVAC			6	0	\$450.00
		Parker Texas		6	0	\$450.00
			Issued	3	0	\$225.00
			Submitted	3	0	\$225.00
Miscellaneous Building Permit				2	0	\$150.00
	Miscellaneous Building Permit			2	0	\$150.00
		Parker Texas		2	0	\$150.00
			Issued	2	0	\$150.00
Plumbing (Residential)				7	0	\$450.00
	Plumbing			7	0	\$450.00
		Parker Texas		7	0	\$450.00
			Issued	1	0	\$75.00
			Submitted	6	0	\$375.00
Pool / Spa (Residential)				3	0	\$1,500.00
	In Ground with Fence			3	0	\$1,500.00
		Parker Texas		3	0	\$1,500.00
			Issued	3	0	\$1,500.00

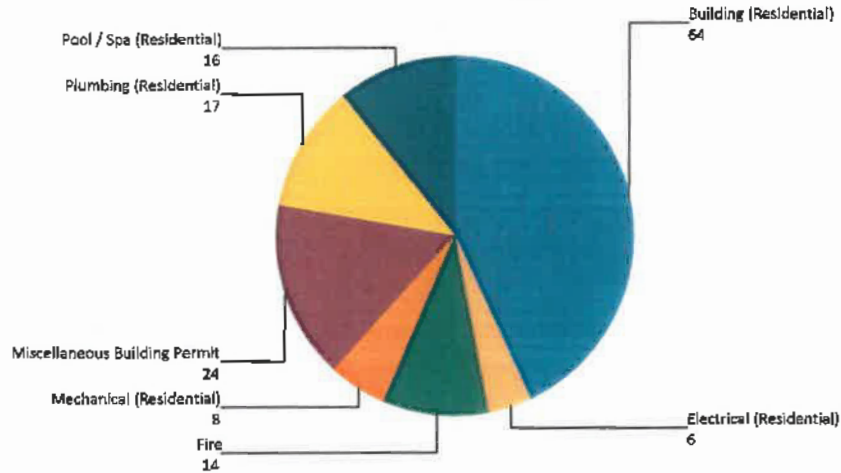
KEY PERFORMANCE INDICATORS (04/01/2020 TO 05/31/2020)

Permit Type	Class	District	Status	Permits Applied	Permits Expired	Invoiced Fee Total
-------------	-------	----------	--------	-----------------	-----------------	--------------------



KEY PERFORMANCE INDICATORS (01/01/2020 TO 05/12/2020) FOR CITY OF PARKER TEXAS

Permits Applied For By Permit Type

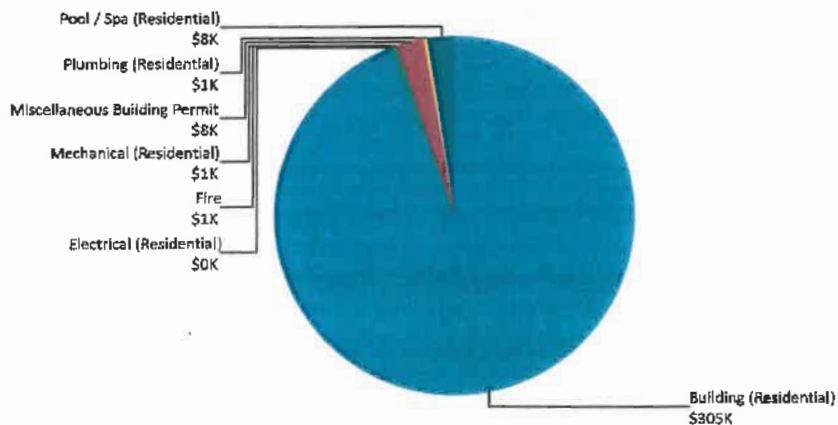


Building (Residential)	43.0%
Electrical (Residential)	4.0%
Fire	9.4%
Mechanical (Residential)	5.4%
Miscellaneous Building Permit	16.1%
Plumbing (Residential)	11.4%
Pool / Spa (Residential)	10.7%
Total:	100.0%

Permits Expired By Permit Type

Building (Residential)	0.0%
Electrical (Residential)	0.0%
Fire	0.0%
Mechanical (Residential)	0.0%
Miscellaneous Building Permit	0.0%
Plumbing (Residential)	0.0%
Pool / Spa (Residential)	0.0%
Total:	100.0%

Invoiced Permit Revenue By Permit Type



Building (Residential)	94.1%
Electrical (Residential)	0.1%
Fire	0.4%
Mechanical (Residential)	0.2%
Miscellaneous Building Permit	2.4%
Plumbing (Residential)	0.4%
Pool / Spa (Residential)	2.5%
Total:	100.0%

KEY PERFORMANCE INDICATORS (01/01/2020 TO 05/12/2020)

Permit Type	Class	District	Status	Permits Applied	Permits Expired	Invoiced Fee Total
Building (Residential)				64	0	\$305,066.07
	Accessory Structure			16	0	\$1,995.46
		Parker Texas		16	0	\$1,995.46
			Issued	12	0	\$1,545.46
			Submitted	3	0	\$350.00
			Void	1	0	\$100.00
	Addition			5	0	\$2,600.19
		Parker Texas		5	0	\$2,600.19
			Issued	2	0	\$2,600.19
			Submitted	3	0	\$0.00
	Driveway / Culvert			1	0	\$75.00
		Parker Texas		1	0	\$75.00
			Submitted	1	0	\$75.00
	Fence			7	0	\$450.00
		Parker Texas		7	0	\$450.00
			Issued	4	0	\$225.00
			Submitted	3	0	\$225.00
	New Single Family			34	0	\$299,695.42
		Parker Texas		34	0	\$299,695.42
			Issued	30	0	\$289,112.79
			Submitted	2	0	\$10,582.63
			Void	2	0	\$0.00
	Remodel			1	0	\$250.00
		Parker Texas		1	0	\$250.00
			Issued	1	0	\$250.00
Electrical (Residential)				6	0	\$375.00
	Electrical			6	0	\$375.00
		Parker Texas		6	0	\$375.00
			Issued	5	0	\$300.00
			Submitted	1	0	\$75.00
Fire				14	0	\$1,350.00
	Fire Suppression			14	0	\$1,350.00
		Parker Texas		14	0	\$1,350.00
			Submitted	14	0	\$1,350.00
Mechanical (Residential)				8	0	\$600.00
	HVAC			8	0	\$600.00
		Parker Texas		8	0	\$600.00
			Issued	4	0	\$300.00
			Submitted	4	0	\$300.00
Miscellaneous Building Permit				24	0	\$7,696.92
	Miscellaneous Building Permit			24	0	\$7,696.92
		Parker Texas		24	0	\$7,696.92
			Issued	23	0	\$5,181.00
			Submitted	1	0	\$2,515.92
Plumbing (Residential)				17	0	\$1,200.00
	Plumbing			17	0	\$1,200.00

KEY PERFORMANCE INDICATORS (01/01/2020 TO 05/12/2020)

Permit Type	Class	District	Status	Permits Applied	Permits Expired	Invoiced Fee Total
Plumbing (Residential)				17	0	\$1,200.00
	Plumbing			17	0	\$1,200.00
		Parker Texas		17	0	\$1,200.00
			Issued	7	0	\$525.00
			Submitted	10	0	\$675.00
Pool / Spa (Residential)				16	0	\$8,000.00
	In Ground with Fence			16	0	\$8,000.00
		Parker Texas		16	0	\$8,000.00
			Issued	15	0	\$7,500.00
			Submitted	1	0	\$500.00



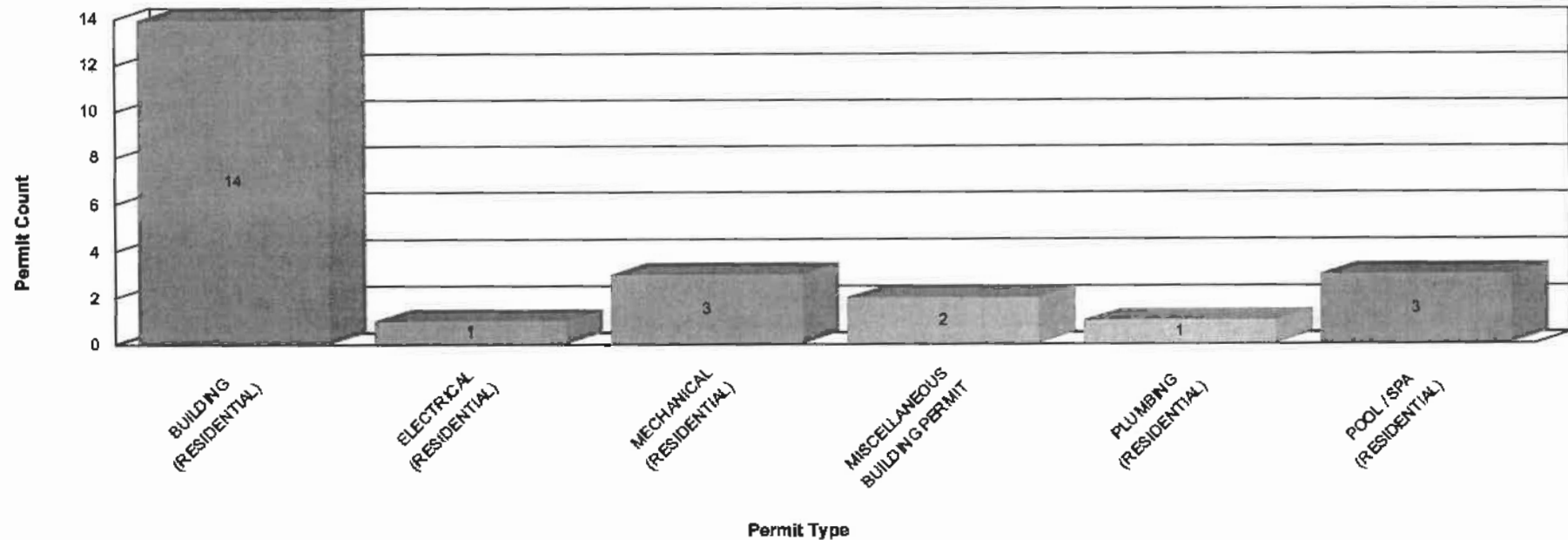
PERMIT ISSUANCE SUMMARY (04/01/2020 TO 05/31/2020) FOR CITY OF PARKER TEXAS

Permit Type	Permit Work Class*	Permits Issued	Square Feet	Valuation	Fees Paid
Building (Residential)	Accessory Structure	5	2,700	\$0.00	\$804.36
	Addition	2	3,891	\$0.00	\$2,600.19
	Fence	3	0	\$0.00	\$225.00
	New Single Family	4	30,405	\$0.00	\$49,694.75
BUILDING (RESIDENTIAL) TOTAL:		14	36,996	\$0.00	\$53,324.30
Electrical (Residential)	Electrical	1	0	\$0.00	\$75.00
ELECTRICAL (RESIDENTIAL) TOTAL:		1	0	\$0.00	\$75.00
Mechanical (Residential)	HVAC	3	0	\$0.00	\$225.00
MECHANICAL (RESIDENTIAL) TOTAL:		3	0	\$0.00	\$225.00
Miscellaneous Building Permit	Miscellaneous Building Permit	2	0	\$0.00	\$150.00
MISCELLANEOUS BUILDING PERMIT TOTAL:		2	0	\$0.00	\$150.00
Plumbing (Residential)	Plumbing	1	0	\$0.00	\$75.00
PLUMBING (RESIDENTIAL) TOTAL:		1	0	\$0.00	\$75.00
Pool / Spa (Residential)	In Ground with Fence	3	0	\$0.00	\$1,500.00
POOL / SPA (RESIDENTIAL) TOTAL:		3	0	\$0.00	\$1,500.00
GRAND TOTAL:		24	36,996	\$0.00	\$55,349.30

* Double-click the Permit Work Class Name while in the browser to see Permit details for that Work Class.



PERMITS ISSUED BY TYPE (04/01/2020 TO 05/31/2020) FOR CITY OF PARKER TEXAS



Permit #	Type	Workclass	Status	Main Address	Project	District	Parcel
	Application Date	Issue Date	Expiration	Last Inspection	Finaled Date		
	Zone	Sq Ft	Valuation	Fee Total	Assigned To		
BUILDING (RESIDENTIAL)							
BLDR-000112-2020	Building (Residential)	Accessory Structure	Issued	5406 Kara, Parker, TX 75002		Parker Texas	81743
	04/01/2020	04/07/2020	10/05/2020				
		1,800	\$0.00	\$362.00	Dillon Morrisette		
	Description: Metal building at 5406 Kara Ln.						
BLDR-000127-2020	Building (Residential)	Accessory Structure	Issued	6701 Chilton, Parker, TX 75002		Parker Texas	2782692
	04/21/2020	04/23/2020	10/20/2020				
		107	\$0.00	\$109.63	Dillon Morrisette		
	Description: Outdoor Kitchen 6701 Chilton						
BLDR-000117-2020	Building (Residential)	Accessory Structure	Issued	5009 Kingston, Parker, TX 75002		Parker Texas	2753343

PERMITS ISSUED BY TYPE (04/01/2020 TO 05/31/2020)

Permit #	Type	Workclass	Status	Main Address	Project	District	Parcel
	Application Date	Issue Date	Expiration	Last Inspection	Finaled Date		
	Zone	Sq Ft	Valuation	Fee Total	Assigned To		
	04/14/2020	04/23/2020	10/20/2020				
		280	\$0.00	\$100.00			
	Description: Pergola at 5009 Kingston Ct.						
BLDR-000130-2020	Building	Fence	Issued	5205 Berwick, Parker, TX 75002		Parker Texas	2728163
	(Residential)						
	04/22/2020	04/23/2020	10/20/2020				
		0	\$0.00	\$75.00	Dillon Morrisette		
	Description: Fence for 5202 Berwick Lane						
BLDR-000134-2020	Building	New Single Family	Issued	6412 Ludlow, Parker, TX 75002		Parker Texas	2762701
	(Residential)						
	04/27/2020	04/28/2020	10/26/2020				
		6,896	\$0.00	\$12,139.59	Dillon Morrisette		
	Description: Grand Homes 6412 Ludlow Lane						
BLDR-000135-2020	Building	New Single Family	Issued	4704 Whitestone, Parker, TX 75002		Parker Texas	2753375
	(Residential)						
	04/27/2020	04/28/2020	10/26/2020				
		5,817	\$0.00	\$10,620.98	Dillon Morrisette		
	Description: Shaddock Homes 4704 Whitestone Drive						
BLDR-000131-2020	Building	Accessory	Issued	4703 Bryce, Parker, TX		Parker Texas	2732178
	(Residential)	Structure					
	04/23/2020	04/28/2020	10/26/2020				
		224	\$0.00	\$108.72			
	Description: Pergola for 4703 Bryce Drive						
BLDR-000126-2020	Building	Addition	Issued	6806 Cheswick, Parker, TX 75002		Parker Texas	2700966
	(Residential)						
	04/16/2020	04/29/2020	10/26/2020				
		3,519	\$0.00	\$2,316.71	Dillon Morrisette		
	Description: Remodel/Addition to 6806 Cheswick Court						
BLDR-000123-2020	Building	Addition	Issued	4609 Hackberry, Parker, TX 75002		Parker Texas	2029161
	(Residential)						
	04/16/2020	04/29/2020	10/26/2020				
		372	\$0.00	\$283.48	Dillon Morrisette		
	Description: Addition to 4609 Hackberry Lane						
BLDR-000120-2020	Building	Accessory	Issued	4901 Ravensthorpe, Parker, TX 75002		Parker Texas	2807433
	(Residential)	Structure					
	04/14/2020	05/01/2020	10/28/2020				
		289	\$0.00	\$126.01	Dillon Morrisette		
	Description: Patio/ Outdoor kitchen 4901 Ravensthorpe						

PERMITS ISSUED BY TYPE (04/01/2020 TO 05/31/2020)

Permit #	Type	Workclass	Status	Main Address	Project	District	Parcel
	Application Date Zone	Issue Date Sq Ft	Expiration Valuation	Last Inspection Fee Total	Finaled Date Assigned To		
BLDR-000141-2020	Building (Residential) 05/04/2020	New Single Family 8,396	Issued 11/02/2020 \$0.00	5500 Westfield Dr, Parker 75002 \$13,142.59		Parker Texas	
	Description: Shaddock	5500 Westfield Drive			Dillon Morrisette		
BLDR-000142-2020	Building (Residential) 05/04/2020	New Single Family 9,496	Issued 11/02/2020 \$0.00	4905 Shedy Knolls, Parker, TX 75002 \$13,791.59		Parker Texas	2084432
	Description: D'vinity Custome Homes	4905 Shady Knolls Drive			Dillon Morrisette		
BLDR-000146-2020	Building (Residential) 05/08/2020	Fence 0	Issued 11/09/2020 \$0.00	4108 Dillehay, Parker, TX 75002 \$75.00		Parker Texas	360004
	Description: Fence for	4108 Dillehay Dr.			Dillon Morrisette		
BLDR-000147-2020	Building (Residential) 05/08/2020	Fence 0	Issued 11/09/2020 \$0.00	5213 Cheyenne, Parker, TX 75002 \$75.00		Parker Texas	2776720
	Description: Fence for	5213 Cheyenne			Dillon Morrisette		

PERMITS ISSUED FOR BUILDING (RESIDENTIAL): 14

ELECTRICAL (RESIDENTIAL)

ELER-000115-2020	Electrical (Residential) 04/08/2020	Electrical 0	Issued 10/05/2020 \$0.00	5300 Kara, Parker, TX 75002 \$75.00		Parker Texas	81798
	Description: Solar Photovoltaic System	5300 Kara Ln.			Dillon Morrisette		

PERMITS ISSUED FOR ELECTRICAL (RESIDENTIAL): 1

MECHANICAL (RESIDENTIAL)

MECR-000111-2020	Mechanical (Residential) 04/01/2020	HVAC 0	Issued 09/28/2020 \$0.00	5101 Creekside, Parker, TX 75094 \$75.00		Parker Texas	2090434
	Description: XR16, 3 Ton, Gas, AC, Furnace, Coil Change Out.				Dillon Morrisette		
MECR-000113-2020	Mechanical (Residential)	HVAC	Issued	5005 Copperhill, Parker, TX 75002		Parker Texas	2132379

PERMITS ISSUED BY TYPE (04/01/2020 TO 05/31/2020)

Permit #	Type	Workclass	Status	Main Address	Project	District	Parcel
	Application Date Zone	Issue Date Sq Ft	Expiration Valuation	Last Inspection Fee Total	Finaled Date Assigned To		
	04/02/2020	04/02/2020 0	09/29/2020 \$0.00	\$75.00	Dillon Morrisette		
	Description: Replacing 3 ton gas system 5005 Copperhill Circle						
MECR-000118-2020	Mechanical (Residential)	HVAC	Issued	4306 Boulder, Parker, TX 75002		Parker Texas	2070539
	04/14/2020	04/16/2020 0	10/13/2020 \$0.00	\$75.00			
	Description: 4306 Boulder Remove and replace HVAC system.						

PERMITS ISSUED FOR MECHANICAL (RESIDENTIAL): 3

MISCELLANEOUS BUILDING PERMIT

MISC-000116-2020	Miscellaneous Building Permit	Miscellaneous Building Permit	Issued	6710 Poco, Parker, TX 75002		Parker Texas	2522406
	04/08/2020	04/08/2020 0	10/05/2020 \$0.00	\$75.00	Dillon Morrisette		
	Description: Chain Link Fence at 6710 Poco Dr.						
MISC-000124-2020	Miscellaneous Building Permit	Miscellaneous Building Permit	Issued	4703 Windmill Creek, Parker, TX 75002		Parker Texas	279004
	04/16/2020	04/20/2020 0	10/19/2020 \$0.00	\$75.00	Dillon Morrisette		
	Description: Fence Permit for 4703 Windmill Creek						

PERMITS ISSUED FOR MISCELLANEOUS BUILDING PERMIT: 2

PLUMBING (RESIDENTIAL)

PLMR-000110-2020	Plumbing (Residential)	Plumbing	issued	5304 Ashford, Parker, TX 75002		Parker Texas	2732245
	04/01/2020	04/14/2020 0	10/13/2020 \$0.00	\$75.00			
	Description: Install gas line to pool 5304 Ashford						

PERMITS ISSUED FOR PLUMBING (RESIDENTIAL): 1

POOL / SPA (RESIDENTIAL)

POOLR-000114-2020	Pool / Spa (Residential)	In Ground with Fence	Issued	5202 Cheshire, Parker, TX 75002		Parker Texas	2753369
	04/07/2020	04/16/2020 0	10/13/2020 \$0.00	\$500.00	Dillon Morrisette		
	Description: 5202 Cheshire Riverbend Pools						

PERMITS ISSUED BY TYPE (04/01/2020 TO 05/31/2020)

Permit #	Type	Workclass	Status	Main Address	Project	District	Parcel
	Application Date	Issue Date	Expiration	Last Inspection	Finaled Date		
	Zone	Sq Ft	Valuation	Fee Total	Assigned To		
POOLR-000125-2020	Pool / Spa (Residential)	In Ground with Fence	Issued	6701 Chilton, Parker, TX 75002		Parker Texas	2782692
	04/16/2020	04/17/2020	10/14/2020				
		0	\$0.00	\$500.00	Dillon Morrisette		
	Description: Pool at 6701 Chilton Court						
POOLR-000121-2020	Pool / Spa (Residential)	In Ground with Fence	Issued	3610 Dublin Rd, Parker, TX 75002		Parker Texas	
	04/16/2020	04/23/2020	10/20/2020				
		0	\$0.00	\$500.00	Dillon Morrisette		
	Description: 3610 Dublin Road						
PERMITS ISSUED FOR POOL / SPA (RESIDENTIAL):							3
GRAND TOTAL OF PERMITS:							24

* Indicates active hold(s) on this permit



PERMIT FEE LISTING BY ISSUED DATE (04/01/2020 TO 05/31/2020) FOR CITY OF PARKER TEXAS

Permit Type	Work Class	Permit Number	Valuation	Billing Contact(s)	Parcel	Address	Sq Ft	Apply Date	Issue Date	Expire Date	Final Date	Fee Name	Fee Amount	Amount Paid
Building (Residential)	Accessory Structure	BLDR-000112-20 20	\$0.00		81743	5406 KARA, PARKER, TX 75002	1,800	04/01/2020	04/07/2020	10/05/2020		Plumbing Square Footage Fee	\$54.00	\$54.00
												Electrical Square Footage Fee	\$54.00	\$54.00
												Mechanical Square Footage Fee	\$54.00	\$54.00
												Accessory/Outbuilding Permit fee	\$200.00	\$200.00
													\$362.00	\$362.00
		BLDR-000117-20 20	\$0.00		2753343	5009 KINGSTON, PARKER, TX 75002	280	04/14/2020	04/23/2020	10/20/2020		Accessory/Outbuilding Permit fee	\$100.00	\$100.00
													\$100.00	\$100.00
		BLDR-000120-20 20	\$0.00		2607433	4901 RAVENSTHORPE PARKER, TX 75002	289	04/14/2020	05/01/2020	10/28/2020		Plumbing Square Footage Fee	\$8.67	\$8.67
												Electrical Square Footage Fee	\$8.67	\$8.67
												Mechanical Square Footage Fee	\$8.67	\$8.67
												Accessory/Outbuilding Permit fee	\$100.00	\$100.00
													\$126.01	\$126.01
		BLDR-000127-20 20	\$0.00		2762692	6701 CHILTON, PARKER, TX 75002	107	04/21/2020	04/23/2020	10/20/2020		Plumbing Square Footage Fee	\$3.21	\$3.21
												Mechanical Square Footage Fee	\$3.21	\$3.21
												Accessory/Outbuilding Permit fee	\$100.00	\$100.00
												Electrical Square Footage Fee	\$3.21	\$3.21
													\$109.63	\$109.63
		BLDR-000131-20 20	\$0.00		2732178	4703 BRYCE, PARKER TX	224	04/23/2020	04/28/2020	10/26/2020		Plumbing Square Footage Fee	\$6.72	\$6.72
												Accessory/Outbuilding Permit fee	\$100.00	\$100.00
													\$106.72	\$106.72
	Addition	BLDR-000123-20 20	\$0.00		2029161	4609 HACKBERRY, PARKER, TX 75002	372	04/16/2020	04/29/2020	10/26/2020		Electrical Square Footage Fee	\$11.16	\$11.16
												New/Addition Construction Base Fee	\$250.00	\$250.00

PERMIT FEE LISTING BY ISSUED DATE (04/01/2020 TO 05/31/2020)

Permit Type	Work Class	Permit Number	Valuation	Billing Contact(s)	Parcel	Address	Sq Ft	Apply Date	Issue Date	Expire Date	Final Date	Fee Name	Fee Amount	Amount Paid
												Mechanical Square Footage Fee	\$11.16	\$11.16
												Plumbing Square Footage Fee	\$11.16	\$11.16
													\$283.48	\$283.48
		BLDR-000126-20	\$0.00		2700966	6806 CHESWICK, PARKER, TX 75002	3,519	04/16/2020	04/29/2020	10/26/2020		New/Addition Construction Base Fee	\$2,000.00	\$2,000.00
												Electrical Square Footage Fee	\$105.57	\$105.57
												Mechanical Square Footage Fee	\$105.57	\$105.57
												Plumbing Square Footage Fee	\$105.57	\$105.57
													\$2,316.71	\$2,316.71
	Fence	BLDR-000130-20	\$0.00		2728163	5205 BERWICK, PARKER, TX 75002	0	04/22/2020	04/23/2020	10/20/2020		Fence Permit Fee	\$75.00	\$75.00
													\$75.00	\$75.00
		BLDR-000146-20	\$0.00		360004	4108 DILLEHAY, PARKER, TX 75002	0	05/08/2020	05/11/2020	11/09/2020		Fence Permit Fee	\$75.00	\$75.00
													\$75.00	\$75.00
		BLDR-000147-20	\$0.00		2776720	5213 CHEYENNE, PARKER, TX 75002	0	05/08/2020	05/11/2020	11/09/2020		Fence Permit Fee	\$75.00	\$75.00
													\$75.00	\$75.00
	New Single Family	BLDR-000134-20	\$0.00		2762701	6412 LUDLOW, PARKER, TX 75002	6,696	04/27/2020	04/28/2020	10/26/2020		1" Water Meter (With Existing tap) Fee	\$2,000.00	\$2,000.00
												Building Permit Deposit Fee	\$1,000.00	\$1,000.00
												Mechanical Square Footage Fee	\$200.88	\$200.88
												Plumbing Square Footage Fee	\$200.88	\$200.88
												New/Addition Construction Base Fee	\$3,598.00	\$3,598.00
												Sewer Tap Fee	\$1,000.00	\$1,000.00
												Electrical Square Footage Fee	\$200.88	\$200.88
												Water Impact Fee (1 inch meter)	\$3,938.95	\$3,938.95
													\$12,139.59	\$12,139.59

PERMIT FEE LISTING BY ISSUED DATE (04/01/2020 TO 05/31/2020)

Permit Type	Work Class	Permit Number	Valuation	Billing Contact(s)	Parcel	Address	Sq Ft	Apply Date	Issue Date	Expire Date	Final Date	Fee Name	Fee Amount	Amount Paid
		BLDR-000135-20 20	\$0.00		2753375	4704 WHITESTONE, PARKER, TX 75002	5,817	04/27/2020	04/28/2020	10/26/2020		1" Water Meter (With Existing tap) Fee	\$2,000.00	\$2,000.00
												Plumbing Square Footage Fee	\$174.51	\$174.51
												Electrical Square Footage Fee	\$174.51	\$174.51
												Building Permit Deposit Fee	\$1,000.00	\$1,000.00
												Water Impact Fee (1 inch meter)	\$3,938.95	\$3,938.95
												New/Addition Construction Base Fee	\$3,158.50	\$3,158.50
												Mechanical Square Footage Fee	\$174.51	\$174.51
													\$10,620.98	\$10,620.98
		BLDR-000141-20 20	\$0.00			5500 Westfield DR, Parker , 75002	8,398	05/04/2020	05/05/2020	11/02/2020		Electrical Square Footage Fee	\$251.88	\$251.88
												Water Impact Fee (1 inch meter)	\$3,938.95	\$3,938.95
												Building Permit Deposit Fee	\$1,000.00	\$1,000.00
												Sewer Tap Fee	\$1,000.00	\$1,000.00
												New/Addition Construction Base Fee	\$4,448.00	\$4,448.00
												Plumbing Square Footage Fee	\$251.88	\$251.88
												1" Water Meter (With Existing tap) Fee	\$2,000.00	\$2,000.00
												Mechanical Square Footage Fee	\$251.88	\$251.88
													\$13,142.59	\$13,142.59
		BLDR-000142-20 20	\$0.00		2084432	4905 SHADY KNOLLS, PARKER, TX 75002	9,496	05/04/2020	05/05/2020	11/02/2020		Sewer Tap Fee	\$1,000.00	\$1,000.00
												Plumbing Square Footage Fee	\$284.88	\$284.88
												New/Addition Construction Base Fee	\$4,998.00	\$4,998.00
												Mechanical Square Footage Fee	\$284.88	\$284.88
												Building Permit Deposit Fee	\$1,000.00	\$1,000.00
												Electrical Square Footage Fee	\$284.88	\$284.88
												Water Impact Fee (1 Inch meter)	\$3,938.95	\$3,938.95
												1" Water Meter (With Existing tap) Fee	\$2,000.00	\$2,000.00
													\$13,791.59	\$13,791.59

PERMIT FEE LISTING BY ISSUED DATE (04/01/2020 TO 05/31/2020)

Permit Type	Work Class	Permit Number	Valuation	Billing Contact(s)	Parcel	Address	Sq Ft	Apply Date	Issue Date	Expire Date	Final Date	Fee Name	Fee Amount	Amount Paid
TOTAL VALUATION:			\$0.00	TOTAL SQ FT:			36,996.00	TOTAL FEES:					\$53,324.30	\$53,324.30
Electrical (Residential)	Electrical	ELER-000115-2020	\$0.00		81798	5300 KARA, PARKER, TX 75002	0	04/08/2020	04/08/2020	10/05/2020		Electrical Permit Fee	\$75.00	\$75.00
													\$75.00	\$75.00
TOTAL VALUATION:			\$0.00	TOTAL SQ FT:			0.00	TOTAL FEES:					\$75.00	\$75.00
Mechanical (Residential)	HVAC	MECR-000111-2020	\$0.00		2090434	5101 CREEKSIDE, PARKER, TX 75094	0	04/01/2020	04/01/2020	09/28/2020		Mechanical (Heat/Air) Permit Fee	\$75.00	\$75.00
													\$75.00	\$75.00
		MECR-000113-2020	\$0.00		2132379	5005 COPPERHILL, PARKER, TX 75002	0	04/02/2020	04/02/2020	09/29/2020		Mechanical (Heat/Air) Permit Fee	\$75.00	\$75.00
													\$75.00	\$75.00
		MECR-000118-2020	\$0.00		2070539	4306 BOULDER, PARKER, TX 75002	0	04/14/2020	04/16/2020	10/13/2020		Mechanical (Heat/Air) Permit Fee	\$75.00	\$75.00
													\$75.00	\$75.00
TOTAL VALUATION:			\$0.00	TOTAL SQ FT:			0.00	TOTAL FEES:					\$225.00	\$225.00
Miscellaneous Building Permit	Miscellaneous Building Permit	MISC-000116-2020	\$0.00		2522406	6710 POCO, PARKER, TX 75002	0	04/08/2020	04/08/2020	10/05/2020		Miscellaneous Building Permit Fee	\$75.00	\$75.00
													\$75.00	\$75.00
		MISC-000124-2020	\$0.00		279004	4703 WINDMILL CREEK, PARKER, TX 75002	0	04/16/2020	04/20/2020	10/19/2020		Miscellaneous Building Permit Fee	\$75.00	\$75.00
													\$75.00	\$75.00
TOTAL VALUATION:			\$0.00	TOTAL SQ FT:			0.00	TOTAL FEES:					\$150.00	\$150.00
Plumbing (Residential)	Plumbing	PLMR-000110-2020	\$0.00		2732245	5304 ASHFORD, PARKER, TX 75002	0	04/01/2020	04/14/2020	10/13/2020		Plumbing Permit Fee	\$75.00	\$75.00
													\$75.00	\$75.00

PERMIT FEE LISTING BY ISSUED DATE (04/01/2020 TO 05/31/2020)

Permit Type	Work Class	Permit Number	Valuation	Billing Contact(s)	Parcel	Address	Sq Ft	Apply Date	Issue Date	Expire Date	Final Date	Fee Name	Fee Amount	Amount Paid
TOTAL VALUATION:			\$0.00		TOTAL SQ FT:		0.00					TOTAL FEES:	\$75.00	\$75.00
Pool / Spa (Residential)	In Ground with Fence	POOLR-000114-2 020	\$0.00		2753369	5202 CHESHIRE, PARKER, TX 75002	0	04/07/2020	04/16/2020	10/13/2020		Pool and Fence – In ground Fee	\$500.00	\$500.00
													\$500.00	\$500.00
		POOLR-000121-2 020	\$0.00			3610 Dublin RD, Parker, TX 75002	0	04/16/2020	04/23/2020	10/20/2020		Pool and Fence – In ground Fee	\$500.00	\$500.00
													\$500.00	\$500.00
		POOLR-000125-2 020	\$0.00		2762692	6701 CHILTON, PARKER, TX 75002	0	04/16/2020	04/17/2020	10/14/2020		Pool and Fence – In ground Fee	\$500.00	\$500.00
													\$500.00	\$500.00
TOTAL VALUATION:			\$0.00		TOTAL SQ FT:		0.00					TOTAL FEES:	\$1,500.00	\$1,500.00
GRAND TOTALS			VALUATION:	\$0.00		SQ FT:	36,996.00					FEES:	\$55,349.30	\$55,349.30