



AGENDA
CITY COUNCIL MEETING
AUGUST 23, 2016 @ 6:30 P.M.

Notice is hereby given the City Council for the City of Parker will meet in a Special Meeting on Tuesday, August 23, 2016 at 6:30 P.M. at the Parker City Hall, 5700 E. Parker Road, Parker, Texas, 75002.

CALL TO ORDER – Roll Call and Determination of a Quorum

EXECUTIVE SESSION 6:30 P.M. TO 7:00 P.M. – Pursuant to the provisions of Chapter 551, Texas Government Code the City Council may hold a closed meeting.

1. RECESS TO CLOSED EXECUTIVE SESSION IN ACCORDANCE WITH THE AUTHORITY CONTAINED IN:

Government Code Section 551.074 Personnel—To deliberate the appointment, employment, evaluation, compensation, and/or duties, of the city attorney.

2. RECONVENE REGULAR MEETING.
3. ANY APPROPRIATE DELIBERATION AND/OR ACTION ON ANY OF THE EXECUTIVE SESSION SUBJECTS LISTED ABOVE.

PLEDGE OF ALLEGIANCE

AMERICAN PLEDGE: I pledge allegiance to the flag of the United States of America; and to the republic for which it stands, one nation under God, indivisible with liberty and justice for all.

TEXAS PLEDGE: Honor the Texas flag; I pledge allegiance to thee, Texas, one state under God, one and indivisible.

PUBLIC COMMENTS The City Council invites any person with business before the Council to speak to the Council. No formal action may be taken on these items at this meeting. Please keep comments to 3 minutes.

CONSENT AGENDA Routine Council business. Consent Agenda is approved by a single majority vote. Items may be removed for open discussion by a request from a Councilmember or member of staff.

4. REPUBLIC WASTE QUARTERLY REPORT. [BERNAS]

5. DEPARTMENT REPORTS-ANIMAL CONTROL, BUILDING, COURT, POLICE AND WEBSITE

INDIVIDUAL CONSIDERATION ITEMS

6. PUBLIC HEARING ON FY2016-2017 BUDGET AND TAX RATE. [MARSHALL]

ROUTINE ITEMS

7. FUTURE AGENDA ITEMS
8. ADJOURN

In addition to any specifically identified Executive Sessions, Council may convene into Executive Session at any point during the open meeting to discuss any item posted on this Agenda. The Open Meetings Act provides specific exceptions that require that a meeting be open. Should Council elect to convene into Executive Session, those exceptions will be specifically identified and announced. Any subsequent action, as a result of this Executive Session, will be taken and recorded in open session.

I certify that this Notice of Meeting was posted on or before August 19, 2016 by 5:00 p.m. at the Parker City Hall, and as a courtesy, this Agenda is also posted to the City of Parker Website at www.parkertexas.us.

Date Notice Removed

Patti Scott Grey
City Secretary

The Parker City Hall is Wheelchair accessible. Sign interpretations or other special assistance for disabled attendees must be requested 48 hours in advance by contacting the City Secretary's Office at 972 442 6811.

City of Parker



April 2016- June 2016 Quarterly Report

Rick Bernas

ALLIED WASTE SERVICES OF PLANO



YTD tons 2016



PARKER	1st Qtr 2015	1st Qtr 2016	2nd Qtr 2016	
Solid Waste	348	345	368	
Recycle	143	129	139	
Bulk/Brush	260	245	325	

TOTALS 795 719 832



Drive By's 2016



Homes Serviced:
Brush / recycle / trash:
3,881 homes

Drive by's / services
2nd - qtr: 34,658



Customer Satisfaction 2016



**3rd Quarter goal:
Continued education on
New brush/bulk process and
streamline communications**





TWO INDUSTRY INNOVATORS ARE NOW ONE ENVIRONMENTAL LEADER.

Thank You CITY OF PARKER



ANIMAL CONTROL REPORT

JUNE 2016

Call #	Date:	6/1/2016	Caller Remarks:	STRAY CAT IN TREE. VG	
1	Invoice Type:	Service Fee Only	Expected Charge:	\$50.00	
	Call Type	Action Taken By:	Response	Disposition	
	Stray	Murphy Animal Control	Other	N/A	
Call #	Date:	6/1/2016	Caller Remarks:	SKUNK ON ENGLENOOK TESTED POSITIVE FOR RABIES. NOTIFIED AFFECTED RESIDENTS. NO KNOWN CONTACT WITH HUMAN OR PETS.VG	
2	Invoice Type:	Service Fee Only	Expected Charge:	\$50.00	
	Call Type	Action Taken By:	Response	Disposition	
	Other	Murphy Animal Control	Other	N/A	
Call #	Date:	6/2/2016	Caller Remarks:	RACCOON IN A TRAP IN FRONT OF BARN.VG	
3	Invoice Type:	Service Fee Only	Expected Charge:	\$50.00	
	Call Type	Action Taken By:	Response	Disposition	
	Stray	Murphy Animal Control	Murphy Pick Up	Relocated	
Call #	Date:	6/3/2016	Caller Remarks:	SNAKE IN HOUSE (FRONT ROOM). JULIA VERIFYING OK TO SEND OUT ANIMAL CONTROL. KC	
4	Invoice Type:	Service Fee Only	Expected Charge:	\$50.00	
	Call Type	Action Taken By:	Response	Disposition	
	Wild Animal	Murphy Animal Control	Murphy Pick Up	Relocated	

Fiscal Year Budget = \$6,000	
Fiscal Year Charges	
October =	180
November =	430.00
December =	939.22
January =	634.40
February =	550.00
March =	721.05
April =	332.10
May =	670.40
June =	480.00
July =	
August =	
September =	
Total =	\$4,937.17

ANIMAL CONTROL REPORT

JUNE 2016

Call #	Date:	6/7/2016	Caller Remarks:	HORSE OUT ON DILLEHAY/PARKER. OWNER OF HORSE & OWNER OF HOUSE WERE NOTIFIED. LN	
5	Invoice Type:	No Charge	Expected Charge:	\$0.00	
	Call Type	Action Taken By:	Response	Disposition	
	Stray	City Personnel	Other	N/A	
Call #	Date:	6/9/2016	Caller Remarks:	DOG RAL IN INTERSECTION OF MOSS RIDGE/MCCREARY .VG	
6	Invoice Type:	Service Fee Only	Expected Charge:	\$50.00	
	Call Type	Action Taken By:	Response	Disposition	
	Stray	Murphy Animal Control	Murphy Pick Up	Returned to Owner	
Call #	Date:	6/14/2016	Caller Remarks:	WOULD LIKE MURPHY TO PICK UP HER DECEASED DOG.VG	
7	Invoice Type:	No Charge	Expected Charge:	\$0.00	
	Call Type	Action Taken By:	Response	Disposition	
	Dead Animal	Murphy Animal Control	Murphy Pick Up	Other	
Call #	Date:	6/15/2016	Caller Remarks:	DEAD RACCOON ON DUBLIN 200' N OF RIDGEVIEW.KC	
8	Invoice Type:	Service Fee Only	Expected Charge:	\$50.00	
	Call Type	Action Taken By:	Response	Disposition	
	Dead Animal	Murphy Animal Control	Murphy Pick Up	Destroyed	

ANIMAL CONTROL REPORT

JUNE 2016

Call #	Date:	6/15/2016	Caller Remarks:	PICKED UP STRAY KITTEN ON PARKER/SPRINGHILL. TOOK TO SHELTER.VG	
9	Invoice Type:	Service Fee + 3 Days	Expected Charge:	\$80.00	
	Call Type	Action Taken By:	Response	Disposition	
	Stray	Murphy Animal Control	Murphy Pick Up	Holding	
Call #	Date:	6/24/2016	Caller Remarks:	RACCOON TRAPPED IN MESH HANGING UPSIDE DOWN.VG	
10	Invoice Type:	Service Fee Only	Expected Charge:	\$50.00	
	Call Type	Action Taken By:	Response	Disposition	
	Dead Animal	Murphy Animal Control	Murphy Pick Up	Destroyed	
Call #	Date:	6/28/2016	Caller Remarks:	DYING RACCOON IN BACK AT RIGHT CORNER OF FENCE LINE.VG	
11	Invoice Type:	Service Fee Only	Expected Charge:	\$50.00	
	Call Type	Action Taken By:	Response	Disposition	
	Wild Animal	Murphy Animal Control	No Animal Found	N/A	
				TOTAL=	\$480.00

ANIMAL CONTROL REPORT

JULY 2016

Call #	Date:	7/1/2016	Caller Remarks:	DYING RACCOON.KC		Fiscal Year Budget = \$6,000	
1	Invoice Type:	Service Fee Only	Expected Charge:	\$50.00		Fiscal Year Charges	
	Call Type	Action Taken By:	Response	Disposition		October =	180
	Wild Animal	Murphy Animal Control	Murphy Pick Up	Destroyed		November =	430.00
Call #	Date:	7/1/2016	Caller Remarks:	TRAPPED RACCOON.VG		December =	939.22
	Invoice Type:	Service Fee Only	Expected Charge:	\$50.00		January =	634.40
	Call Type	Action Taken By:	Response	Disposition		February =	550.00
	Animal Trap	Murphy Animal Control	Murphy Pick Up	Relocated		March =	721.05
Call #	Date:	7/2/2016	Caller Remarks:	RELEASE 45 DAY QUARANTINE.VG		April =	332.10
	Invoice Type:	Service Fee Only	Expected Charge:	\$50.00		May =	670.40
	Call Type	Action Taken By:	Response	Disposition		June =	480.00
	Other	Murphy Animal Control	Other	Other		July =	714.40
Call #	Date:	7/5/2016	Caller Remarks:	2 LARGE DOGS RAL - 1 BLONDE AND 1 BLACK - NO COLLARS KC		August =	
	Invoice Type:	Service Fee Only	Expected Charge:	\$50.00		September =	
	Call Type	Action Taken By:	Response	Disposition		Total =	\$5,651.57
	Stray	Murphy Animal Control	No Animal Found	N/A			

ANIMAL CONTROL REPORT

JULY 2016

Call #	Date:	7/14/2016	Caller Remarks:	DOG BITE.LN	
5	Invoice Type:	Service Fee Only	Expected Charge:	\$50.00	
	Call Type	Action Taken By:	Response	Disposition	
	Other	Murphy Animal Control	Other	Other	
Call #	Date:	7/15/2016	Caller Remarks:	SICK KITTEN.VG	
6	Invoice Type:	No Charge	Expected Charge:	\$0.00	
	Call Type	Action Taken By:	Response	Disposition	
	Other	Murphy Animal Control	Other	N/A	
Call #	Date:	7/16/2016	Caller Remarks:	DOG BITE.VG	
7	Invoice Type:	Service Fee Only	Expected Charge:	\$50.00	
	Call Type	Action Taken By:	Response	Disposition	
	Other	Murphy Animal Control	Other	Other	
Call #	Date:	7/18/2016	Caller Remarks:	WORKING DOG BITE FROM BRACKNELL. EUTHANIZED DOG SENT FOR TESTING.VG	
8	Invoice Type:	Fee Exception	Expected Charge:	84.40	
	Call Type	Action Taken By:	Response	Disposition	
	Other	Murphy Animal Control	Other	Other	

ANIMAL CONTROL REPORT

JULY 2016


Call #	Date:	7/18/2016	Caller Remarks:	GAVE PERMISSION TO TAKE TERRIOR MIX TO MURPHY SHELTER.VG	
9	Invoice Type:	No Charge	Expected Charge:	\$0.00	
	Call Type	Action Taken By:	Response	Disposition	
	Other	Murphy Animal Control	Citizen Drop Off	Other	
Call #	Date:	7/19/2016	Caller Remarks:	TRAPPED RACCOON LOCATED LEFT OF HOUSE BY PORCH.KC	
10	Invoice Type:	Service Fee Only	Expected Charge:	\$50.00	
	Call Type	Action Taken By:	Response	Disposition	
	Animal Trap	Murphy Animal Control	Murphy Pick Up	Relocated	
Call #	Date:	7/19/2016	Caller Remarks:	SMALL DOG RAL.VG	
11	Invoice Type:	Service Fee + 3 Days	Expected Charge:	\$80.00	
	Call Type	Action Taken By:	Response	Disposition	
	Stray	Murphy Animal Control	Murphy Pick Up	Holding	
Call #	Date:	7/20/2016	Caller Remarks:	INJURED BIRD.VG	
12	Invoice Type:	Service Fee Only	Expected Charge:	\$50.00	
	Call Type	Action Taken By:	Response	Disposition	
	Dead Animal	Murphy Animal Control	Murphy Pick Up	Relocated	

ANIMAL CONTROL REPORT

JULY 2016

Call #	Date: 7/25/2016	Caller Remarks:		OPPOSSUM IN A TRAP LEFT SIDE OF FRONT FLOWER BED.VG			
13	Invoice Type:	Service Fee Only	Expected Charge:	\$50.00			
	Call Type	Action Taken By:	Response	Disposition			
	Stray	Murphy Animal Control	Murphy Pick Up	Relocated			
Call #	Date: 7/27/2016	Caller Remarks:		QUARANTINE RELEASE.VG			
14	Invoice Type:	Service Fee Only	Expected Charge:	\$50.00			
	Call Type	Action Taken By:	Response	Disposition			
	Other	Murphy Animal Control	Other	Other			
Call #	Date: 7/29/2016	Caller Remarks:		SKUNK TRAPPED IN A WATER HOSE CONTAINER ON BACK PATIO.VG			
15	Invoice Type:	Service Fee Only	Expected Charge:	\$50.00			
	Call Type	Action Taken By:	Response	Disposition			
	Animal Trap	Murphy Animal Control	Murphy Pick Up	Destroyed			
				TOTAL =		\$714.40	



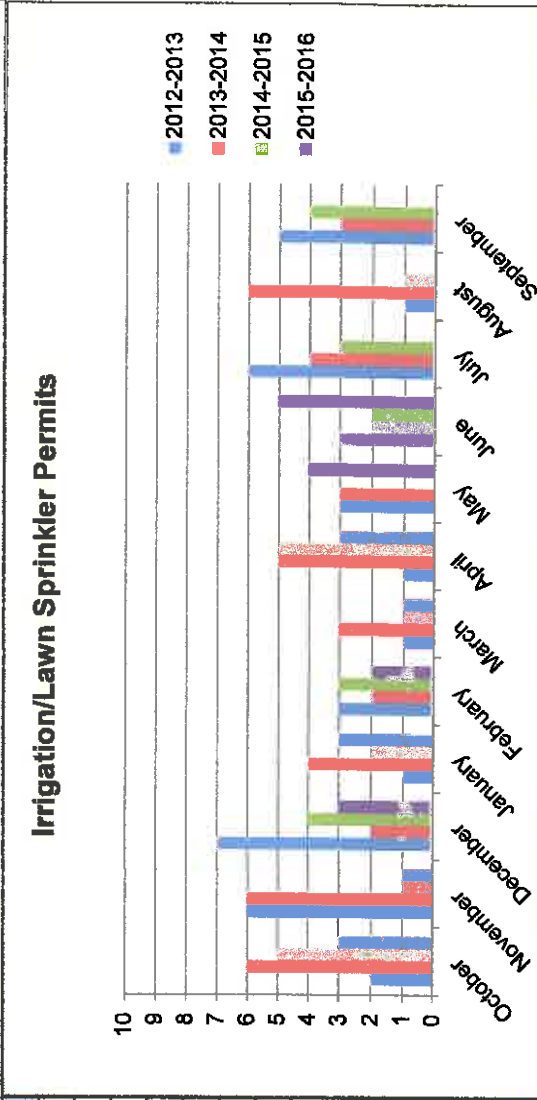
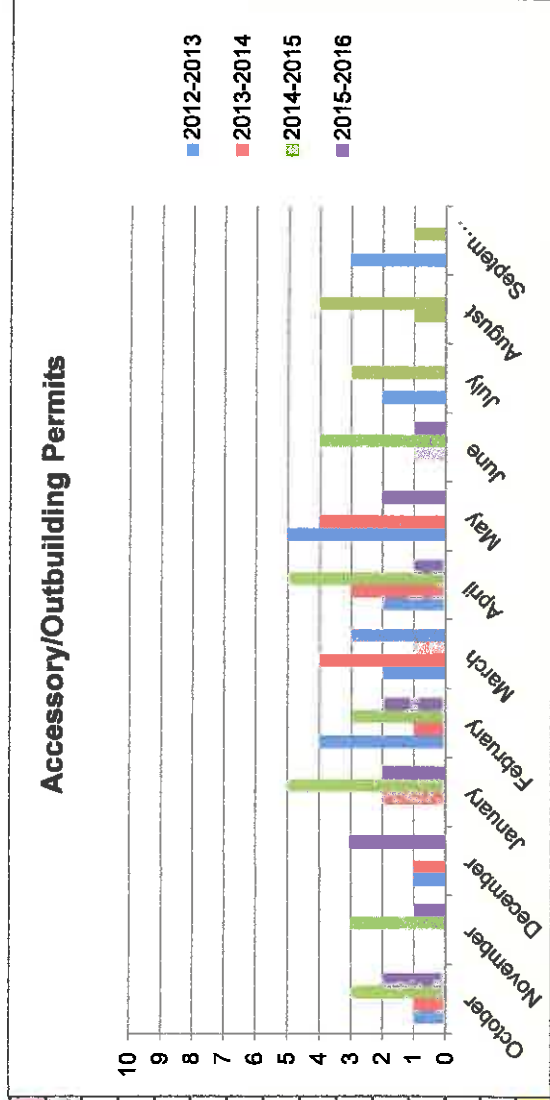
	
BUILDING PERMIT TOTALS	
Jun-16	
ACCESSORY/OUTBUILDING PERMITS	1
IRRIGATION/LAWN SPRINKLER PERMITS	5
MISCELLANEOUS PERMITS	13
SWIMMING POOL PERMITS	2
REMODEL/ADDITION PERMITS	0
SINGLE FAMILY RESIDENTIAL PERMITS	1
INSPECTIONS	135

CITY OF PARKER
PERMIT LOG
JUNE 2016

PERMIT NUMBER	ISSUE DATE	TYPE	ADDRESS	CONTRACTOR	DESCRIPTION	ESTIMATED VALUE	TOTAL SQUARE FOOTAGE	PERMIT FEE	DEPOSIT FEE	WATER METER FEE	SEWER TAP FEE
2016-1012	6/20/2016	ACC	6304 NORTHRIDGE PKWY	RENE'S CONSTRUCTION	ACCESS	\$1,800	788	\$100.00	NA	NA	NA
2016-6014	6/20/2016	DEMO	4021 ANNS LN	UECHTRITZ	DEMOLITION	NA	3,800	\$75.00	NA	NA	NA
2016-2006	6/3/2016	ELEC	6005 RANCHVIEW CT	MARY'S ELECTRIC	TPOLE FOR POOL	NA	NA	\$75.00	NA	NA	NA
2016-2007	6/15/2016	ELEC	4802 WINDMILL CREEK DR	DALLAS ELECTRIC CO	RELOCATE PANEL BOX TO EXTERIOR	NA	NA	\$75.00	NA	NA	NA
2016-4014	6/13/2016	IRR	5901 MIDDLETON DR	LAND PRO CREATIONS	IRRIGATION SYSTEM	\$3,000	NA	\$75.00	NA	NA	NA
2016-4015	6/16/2016	IRR	5809 MIDDLETON DR	LAND PRO IRRIGATION	IRRIGATION SYSTEM	\$3,000	NA	\$75.00	NA	NA	NA
2016-4016	6/15/2016	IRR	6804 CHESWICK CT	M.L. JOHNSON & ASSOC	IRRIGATION SYSTEM	\$1,100	NA	\$75.00	NA	NA	NA
2016-4017	6/24/2016	IRR	7705 WINDOMERE DR	M.L. JOHNSON	IRRIGATION SYSTEM	\$7,200	NA	\$75.00	NA	NA	NA
2016-6007	6/27/2016	IRR	6806 OVERBROOK DR	TURNAGE TREE SERVICE	5 T GAS COMPLETE SYSTEM	NA	NA	\$75.00	NA	NA	NA
2016-6007	6/18/2016	MECH	6207 SOUTHRIDGE PKWY	MILESTONE ELEC & AIR	5T HORIZ COMPLETE SYSTEM	NA	NA	\$75.00	NA	NA	NA
2016-6008	6/16/2016	MECH	5209 CREEKSIDE CT	A#1 AIR	CONDENSOR & EVAP COIL	NA	NA	\$75.00	NA	NA	NA
2016-6009	6/21/2016	MECH	5803 GLENMORE DR	ALL SYSTEMS AC	CHANGE OUT EVAPORATOR	NA	NA	\$75.00	NA	NA	NA
2016-6010	6/28/2016	MECH	5002 COPPERHILL CIR	BILL JOPLINS A/C & HEATING	GAS LEAK AT MANIFOLD IN ATT	NA	NA	\$75.00	NA	NA	NA
2016-7021	6/14/2016	PLUM	5105 ENGLENOOK DR	BEN FRANKLIN PLUMBING	WATER SOFTNER	NA	NA	\$75.00	NA	NA	NA
2016-7022	6/15/2016	PLUM	5903 MIDDLETON DR	ECO WATER	(2) ELEC WH	NA	NA	\$75.00	NA	NA	NA
2016-7023	6/15/2016	PLUM	5901 CORINTH CHAPEL RD	SAME DAY WATER HEATERS	GAS REPAIR & TEST	NA	NA	\$75.00	NA	NA	NA
2016-7024	6/20/2016	PLUM	5708 HATHAWAY DR	ALS PLUMBING	REPLACE 60 GAL GAS	NA	NA	\$75.00	NA	NA	NA
2016-7025	6/23/2016	PLUM	4705 RAVENSTHORPE DR	CLASSIC PLUMBING	REPAIR CSST LINE IN CEILING	NA	NA	\$75.00	NA	NA	NA
2016-7026	6/30/2016	PLUM	5103 RAVENSTHORPE DR	BEN FRANKLIN	POOL	\$60,000	NA	\$500.00	NA	NA	NA
2016-10015	6/20/2016	POOL	6202 SOUTHRIDGE PKWY	RCW DESIGN CONSTRUCT	POOL	\$65,000	NA	\$500.00	NA	NA	NA
2016-10014	6/24/2016	POOL	5604 KENSINGTON CT	SOUTHERND POOLS	NEW RESIDENCE	\$914,000	7,910	\$4,916.90	\$1,000.00	\$2,000	\$1,000
2016-8030	6/24/2016	SFR	5902 MIDDLETON DR	SHADDOCK HOMES							
					TOTALS=	\$1,056,200		\$7,367	\$1,000	\$8,367	\$1,000

PERMIT GRAPHS

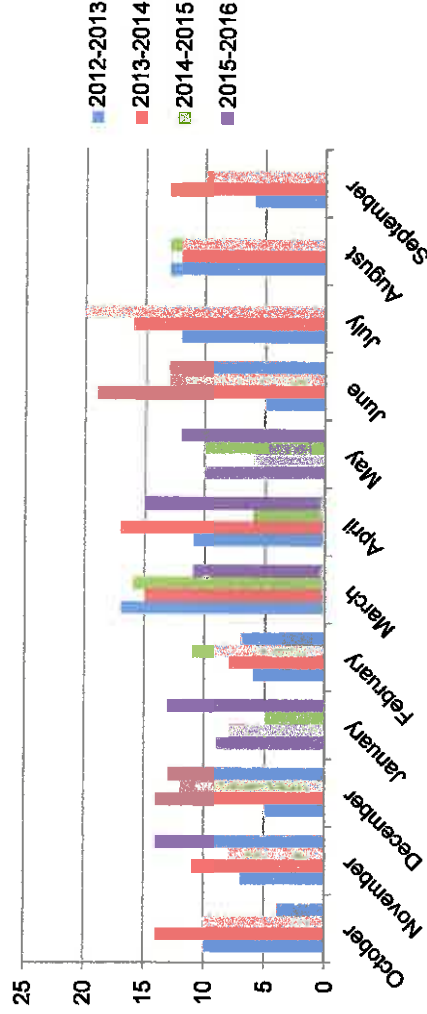
Accessory/Outbuildings Permits					
Fiscal Year	2012-2013	2013-2014	2014-2015	2015-2016	
October	1	1	3	2	
November	0	0	3	1	
December	1	1	0	3	
January	0	2	5	2	
February	4	1	3	2	
March	2	4	1	3	
April	2	3	5	1	
May	5	4	0	2	
June	0	1	4	1	
July	2	0	3		
August	0	1	4		
September	3	0	1		
Y-T-D Total	20	18	32	17	
Irrigation/Lawn Sprinkler Permits					
Fiscal Year	2012-2013	2013-2014	2014-2015	2015-2016	
October	2	6	5	3	
November	6	6	1	1	
December	7	2	4	3	
January	1	4	2	3	
February	3	2	3	2	
March	1	3	1	1	
April	1	5	5	3	
May	3	3	0	4	
June	3	2	2	5	
July	6	4	3		
August	1	6	1		
September	5	3	4		
Y-T-D Total	39	46	31	25	



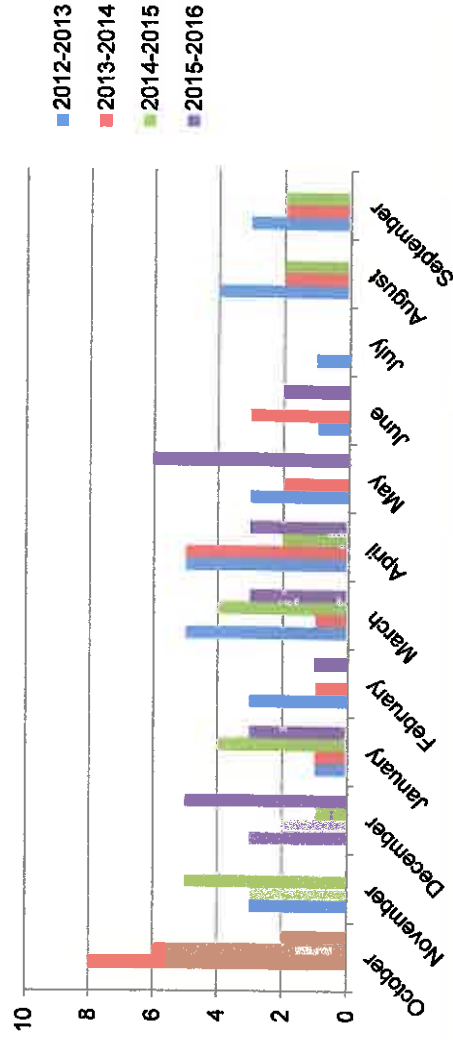
PERMIT GRAPHS

Miscellaneous Permits					
Fiscal Year	2012-2013	2013-2014	2014-2015	2015-2016	
October	10	14	10	4	
November	7	11	8	14	
December	5	14	12	13	
January	9	8	5	13	
February	6	8	11	7	
March	17	15	16	11	
April	11	17	6	15	
May	10	6	10	12	
June	5	19	13	13	
July	12	16	20		
August	13	12	13		
September	6	13	10		
Y-T-D Total	111	153	134	102	
Swimming Pool Permits					
Fiscal Year	2012-2013	2013-2014	2014-2015	2015-2016	
October	0	8	6	2	
November	3	3	5	0	
December	3	2	1	5	
January	1	1	4	3	
February	3	1	0	1	
March	5	1	4	3	
April	5	5	2	3	
May	3	2	0	6	
June	1	3	0	2	
July	1	0	0		
August	4	2	2		
September	3	2	2		
Y-T-D Total	32	30	26	25	

Miscellaneous Permits



Swimming Pool Permits




PERMIT GRAPHS

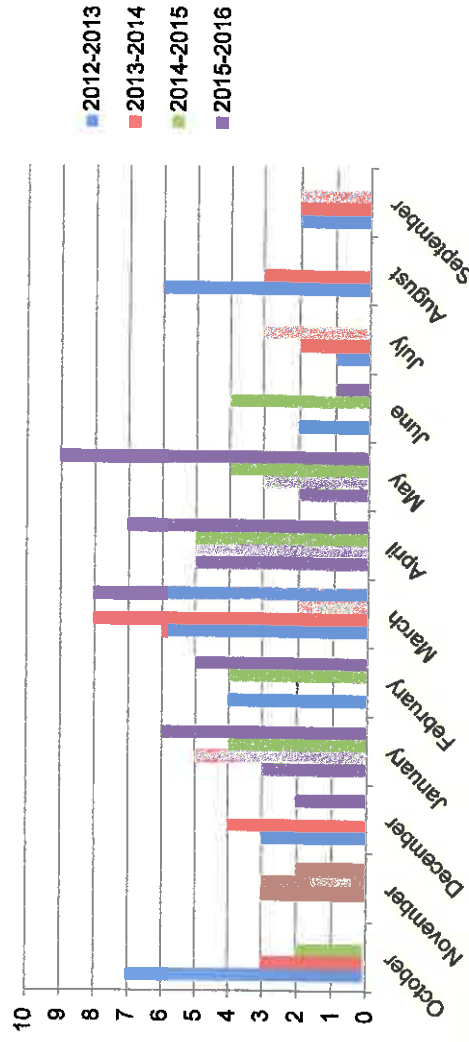
Remodel/Addition Permits					
Fiscal Year	2012-2013	2013-2014	2014-2015	2015-2016	
October	2	2	1	6	
November	0	1	0	1	
December	0	0	0	2	
January	2	6	0	0	
February	1	1	1	0	
March	3	3	0	4	
April	1	5	4	1	
May	1	2	2	4	
June	4	1	0	0	
July	1	0	1		
August	0	3	2		
September	1	1	0		
Y-T-D Total	16	25	11	18	

Single Family Residential Building Permits					
Fiscal Year	2012-2013	2013-2014	2014-2015	2015-2016	
October	7	3	2	0	
November	0	3	3	2	
December	3	4	0	2	
January	3	5	4	6	
February	4	0	4	5	
March	6	8	2	8	
April	5	5	5	7	
May	2	3	4	9	
June	2	0	4	1	
July	1	2	3		
August	6	3	0		
September	2	2	2		
Y-T-D Total	41	38	33	40	

Remodel/Addition Permits



Single Family Residential Permits



INSPECTION LOG JUNE 2016

PERMIT NUMBER	ADDRESS	TYPE	INSPECTION	SCHEDULED	COMPLETED	RESULT	NOTES	STATUS	#
2016-1007	5510 GREGORY LN	ACC	Framing	6/7/2016	6/7/2016	TRUE	PIER & FRAME	ISS	1
2016-1008	2709 MARY CT	ACC	Other	6/8/2016	6/8/2016	TRUE	GAS TO FIRE PIT	ISS	1
2016-1001	2102 VIRGINIA PL	ACC	Building Final	6/8/2016	6/8/2016	TRUE		FINAL	1
2016-1006	7307 MEADOW GLEN DR	ACC	Plumbing Rough	6/10/2016	6/15/2016	TRUE	FAILED 6/10/16	ISS	2
2015-1021	2607 DUBLIN RD	ACC	Mechanical Rough	6/20/2016	6/20/2016	TRUE		ISS	1
2016-1006	7307 MEADOW GLEN DR	ACC	Foundation	6/22/2016	6/22/2016	TRUE		ISS	1
2016-1012	6304 NORTHRIDGE PKWY	ACC	Foundation	6/22/2016	6/22/2016	TRUE		ISS	1
2016-2008	6005 RANCHVIEW CT	ELEC	Final	6/8/2016	6/8/2016	TRUE	FOR POOL	FINAL	1
2016-6010	6510 POCO DR	FENCE	Fence Final	6/8/2016	6/8/2016	TRUE		FINAL	1
2016-6006	4503 BOULDER DR	MECH	Condenser & Coil	6/28/2016	6/28/2016	TRUE		FINAL	1
2016-6007	6207 SOUTHRIDGE PKWY	MECH	Condenser & Coil	6/30/2016	6/30/2016	TRUE		FINAL	1
2016-7021	6105 ENGLENOOK DR	PLUM	Other	6/14/2016	6/14/2016	TRUE	GAS TEST	FINAL	1
2016-7024	6708 HATHAWAY DR	PLUM	Other	6/17/2016	6/17/2016	TRUE	GAS TEST	FINAL	1
2016-7022	5903 MIDDLETON DR	PLUM	Other	6/17/2016	6/17/2016	TRUE	WATER SOFTNER	FINAL	1
2016-7026	5103 RAVENSTHORPE DR	PLUM	Plumbing Final	6/30/2016	6/30/2016	TRUE	GAS REPAIR	FINAL	1
2016-10015	6202 SOUTHRIDGE PKWY	POOL	Pool Protection Certification	6/6/2016	6/6/2016	TRUE		ISS	1
2016-10009	5809 OVERTON DR	POOL	Belly Steel	6/6/2016	6/6/2016	TRUE		ISS	1
2016-10010	6802 HAVENHURST CT	POOL	Belly Steel	6/8/2016	6/8/2016	TRUE		ISS	1
2016-10004	7305 MEADOW GLEN DR	POOL	Gas Line to Pool Heater	6/8/2016	6/8/2016	TRUE		ISS	1
2015-10016	6003 GREGORY LN	POOL	Deck Steel	5/13/2016	6/8/2016	TRUE	FAILED 5/13/16	ISS	1
2016-10002	6700 HAVENHURST CT	POOL	Fence Final	6/9/2016	6/9/2016	TRUE		ISS	1
2016-10013	4602 VISTA RIDGE	POOL	Belly Steel	6/9/2016	6/9/2016	TRUE		ISS	1
2016-10006	7307 MEADOW GLEN DR	POOL	Gas Line to Pool Heater	6/10/2016	6/10/2016	TRUE		ISS	1
2015-10017	3602 JEFFREY DR	POOL	Pool Final Pool Protection	6/17/2016	6/17/2016	TRUE		FINAL	1
2015-10022	6803 AUDUBON DR	POOL	Certification	6/21/2016	6/21/2016	TRUE		ISS	1
2016-10013	4602 VISTA RIDGE	POOL	Gas Line to Pool Heater	6/21/2016	6/21/2016	TRUE		ISS	1
2016-10004	7305 MEADOW GLEN DR	POOL	Deck Steel	6/22/2016	6/22/2016	TRUE		ISS	1
2016-10006	7404 MEADOW GLEN DR	POOL	Deck Steel	6/22/2016	6/22/2016	TRUE		ISS	1
2016-10011	5802 HATHAWAY DR	POOL	Belly Steel	6/23/2016	6/23/2016	TRUE		ISS	1
2016-10013	4602 VISTA RIDGE	POOL	Deck Steel	6/24/2016	6/24/2016	TRUE		ISS	1
2015-10021	6803 CHESWICK CT	POOL	Pool Final	6/29/2016	6/29/2016	TRUE		FINAL	1

INSPECTION LOG JUNE 2016

PERMIT NUMBER	ADDRESS	TYPE	INSPECTION	SCHEDULED	COMPLETED	RESULT	NOTES	STATUS	#
2016-10008	7301 FOREST BEND DR	POOL	Belly Steel	6/30/2016	6/30/2016	TRUE		ISS	1
2016-10013	4502 VISTA RIDGE	POOL	Fence Final	6/30/2016	6/30/2016	TRUE		ISS	1
2016-10022	6803 AUDUBON DR	POOL	Pool Final	6/9/2016		FALSE	FAILED 6/9/16	ISS	1
2016-10013	6704 HAVENHURST CT	POOL	Pool Final	6/27/2016		FALSE	FAILED 6/27/16	ISS	1
2016-80007	5604 KENSINGTON CT	REM0D	Plumbing Rough	6/10/2016	6/10/2016	TRUE		ISS	1
2016-80005	4508 SPRINGHILL ESTATES DR	REM0D	Framing	6/16/2016	6/16/2016	TRUE		ISS	1
2016-80005	4508 SPRINGHILL ESTATES DR	REM0D	Other	6/16/2016	6/16/2016	TRUE	ELECTRICAL	ISS	1
2016-80008	7500 FOREST BEND DR	REM0D	Building Final	6/17/2016	6/17/2016	TRUE		FINAL	1
2016-80007	5804 KENSINGTON CT	REM0D	Foundation	6/17/2016	6/17/2016	TRUE	GARAGE FOUNDATION	ISS	1
2016-80021	4204 PECAN ORCHARD DR	REM0D	Framing/Top-out	6/28/2016	6/28/2016	TRUE		ISS	1
2016-80021	4204 PECAN ORCHARD DR	REM0D	Electrical Rough	6/28/2016	6/28/2016	TRUE		ISS	1
2016-80021	4204 PECAN ORCHARD DR	REM0D	Mechanical Rough	6/28/2016	6/28/2016	TRUE		ISS	1
2016-80021	4204 PECAN ORCHARD DR	REM0D	Other	6/30/2016	6/30/2016	TRUE	GAS TEST & PIPING	ISS	1
2016-80011	6803 HAVENHURST CT	SFR	Driveway Approach	6/6/2016	6/6/2016	TRUE		ISS	1
2016-8003	6807 OVERBROOK DR	SFR	Driveway Approach	6/28/2016	6/6/2016	TRUE	FAILED 6/28/16	ISS	1
2016-8026	5309 WESTFIELD DR	SFR	T-Pole	5/9/2016	6/7/2016	TRUE	FAILED 6/9/16	ISS	1
2016-8017	5304 WESTFIELD DR	SFR	Plumbing Rough	6/7/2016	6/8/2016	TRUE	FAILED 6/7/16	ISS	2
2016-8017	5304 WESTFIELD DR	SFR	Form Survey	6/8/2016	6/8/2016	TRUE		ISS	1
2016-8022	5303 BARRINGTON DR	SFR	T-Pole	6/9/2016	6/10/2016	TRUE	FAILED 6/9/16	ISS	2
2016-8005	6503 BARRINGTON DR	SFR	Meter Release - Electric	6/10/2016	6/10/2016	TRUE		ISS	1
2016-8012	3706 MARGAUX DR	SFR	Building Final	6/6/2016	6/10/2016	TRUE	FAILED 6/6/16	FINAL	2
2016-8023	4408 SALISBURY DR	SFR	T-Pole	6/9/2016	6/10/2016	TRUE	FAILED 6/9/16	ISS	2
2016-8008	4702 SHEFFIELD CT	SFR	Plumbing Top-Out	6/13/2016	6/13/2016	TRUE		ISS	1
2016-8008	4702 SHEFFIELD CT	SFR	Electrical Rough	6/13/2016	6/13/2016	TRUE		ISS	1
2016-8006	4702 SHEFFIELD CT	SFR	Mechanical Rough	6/13/2016	6/13/2016	TRUE		ISS	1
2016-8006	4702 SHEFFIELD CT	SFR	Framing	6/13/2016	6/13/2016	TRUE		ISS	1
2016-8005	5503 BARRINGTON DR	SFR	Driveway Approach	6/14/2016	6/14/2016	TRUE		ISS	1
2016-8005	5503 BARRINGTON DR	SFR	Meter Release - Gas	6/14/2016	6/14/2016	TRUE		ISS	1
2016-8033	6808 CHESWICK CT	SFR	Meter Release - Electric	6/9/2016	6/14/2016	TRUE	FAILED 6/9/16	ISS	2
2016-8033	6808 CHESWICK CT	SFR	Meter Release - Gas	6/9/2016	6/14/2016	TRUE	FAILED 6/9/16	ISS	2
2016-8011	6801 ERIN LN	SFR	Plumbing Top-Out	6/7/2016	6/14/2016	TRUE	FAILED 6/7/16	ISS	2
2016-8011	6801 ERIN LN	SFR	Electrical Rough	6/7/2016	6/14/2016	TRUE	FAILED 6/7/16	ISS	2
2016-8011	6801 ERIN LN	SFR	Mechanical Rough	6/7/2016	6/14/2016	TRUE	FAILED 6/7/16	ISS	2
2016-8011	6801 ERIN LN	SFR	Framing	6/7/2016	6/14/2016	TRUE	FAILED 6/7/16	ISS	2

INSPECTION LOG JUNE 2016


PERMIT NUMBER	ADDRESS	TYPE	INSPECTION	SCHEDULED	COMPLETED	RESULT	NOTES	STATUS	#
2015-9027	5909 MIDDLETON DR	SFR	Meter Release - Electric	6/14/2016	6/14/2016	TRUE		ISS	1
2015-9027	5909 MIDDLETON DR	SFR	Meter Release - Gas	6/14/2016	6/14/2016	TRUE		ISS	1
2015-9024	5901 MIDDLETON DR	SFR	Meter Release - Electric	6/14/2016	6/14/2016	TRUE		ISS	1
2015-9024	5901 MIDDLETON DR	SFR	Meter Release - Gas	6/14/2016	6/14/2016	TRUE		ISS	1
2016-9028	5315 WESTFIELD DR	SFR	T-Pole	6/14/2016	6/14/2016	TRUE		ISS	1
2016-9022	5303 BARRINGTON DR	SFR	Plumbing Rough	6/15/2016	6/15/2016	TRUE		ISS	1
2016-9022	5303 BARRINGTON DR	SFR	Form Survey	6/15/2016	6/15/2016	TRUE		ISS	1
2016-9028	5202 BERWICK LN	SFR	Plumbing Rough	6/17/2016	6/17/2016	TRUE		ISS	1
2016-9029	5202 BERWICK LN	SFR	Form Survey	6/17/2016	6/17/2016	TRUE		ISS	1
2016-9009	5305 BERWICK LN	SFR	Plumbing Top-Out	6/15/2016	6/17/2016	TRUE	FAILED 6/15/16	ISS	2
2016-9009	5305 BERWICK LN	SFR	Electrical Rough	6/15/2016	6/17/2016	TRUE	FAILED 6/16/16	ISS	2
2016-9009	5305 BERWICK LN	SFR	Mechanical Rough	6/15/2016	6/17/2016	TRUE	FAILED 6/15/16	ISS	2
2016-9008	5305 BERWICK LN	SFR	Framing	6/15/2016	6/17/2016	TRUE	FAILED 6/15/16	ISS	2
2016-9012	5603 ERIN LN	SFR	Plumbing Top-Out	6/17/2016	6/17/2016	TRUE		ISS	1
2016-9012	5603 ERIN LN	SFR	Electrical Rough	6/17/2016	6/17/2016	TRUE		ISS	1
2016-9012	5603 ERIN LN	SFR	Mechanical Rough	6/17/2016	6/17/2016	TRUE		ISS	1
2016-9012	5603 ERIN LN	SFR	Framing	6/17/2016	6/17/2016	TRUE		ISS	1
2018-9026	8801 HAVENHURST CT	SFR	T-Pole	6/14/2016	6/17/2016	TRUE	FAILED 6/14/16	ISS	2
2016-9027	5207 MIDDLETON DR	SFR	T-Pole	6/14/2016	6/17/2016	TRUE	FAILED 6/14/16	ISS	2
2016-9023	4408 SALISBURY DR	SFR	Plumbing Rough	6/17/2016	6/17/2016	TRUE		ISS	1
2016-9023	4408 SALISBURY DR	SFR	Form Survey	6/17/2016	6/17/2016	TRUE		ISS	1
2016-9019	5401 TENNYSON CT	SFR	Foundation	6/17/2016	6/17/2016	TRUE		ISS	1
2015-9031	5803 MIDDLETON DR	SFR	Meter Release - Electric	6/17/2016	6/20/2016	TRUE	FAILED 6/17/16	ISS	2
2015-9034	5807 MIDDLETON DR	SFR	Driveway Approach	6/20/2016	6/20/2016	TRUE		ISS	1
2016-9013	6505 ERIN LN	SFR	Plumbing Top-Out	6/21/2016	6/21/2016	TRUE		ISS	1
2016-9013	6505 ERIN LN	SFR	Electrical Rough	6/21/2016	6/21/2016	TRUE		ISS	1
2016-9013	6505 ERIN LN	SFR	Mechanical Rough	6/21/2016	6/21/2016	TRUE		ISS	1
2016-9013	6505 ERIN LN	SFR	Framing	6/21/2016	6/21/2016	TRUE		ISS	1
2016-9022	5303 BARRINGTON DR	SFR	Foundation	6/22/2016	6/22/2016	TRUE		ISS	1
2015-9011	6803 HAVENHURST CT	SFR	Meter Release - Electric	6/22/2016	6/22/2016	TRUE		ISS	1
2015-9031	5803 MIDDLETON DR	SFR	Meter Release - Gas	6/22/2016	6/22/2016	TRUE		ISS	1
2016-9021	4101 SPRINGHILL ESTATES DR	SFR	Meter Release - Electric	6/22/2016	6/22/2016	TRUE		ISS	1
2016-9011	6803 HAVENHURST CT	SFR	Meter Release - Gas	6/22/2016	6/23/2016	TRUE	FAILED 6/22/16	ISS	2

INSPECTION LOG
JUNE 2016

PERMIT NUMBER	ADDRESS	TYPE	INSPECTION	SCHEDULED	COMPLETED	RESULT	NOTES	STATUS	#
2015-9037	4405 SALISBURY DR	SFR	Meter Release - Electric	6/27/2016	6/27/2016	TRUE		ISS	1
2016-9023	4408 SALISBURY DR	SFR	Foundation	6/27/2016	6/27/2016	TRUE		ISS	1
2016-9001	4705 SHEFFIELD CT	SFR	Plumbing Top-Out	6/24/2016	6/27/2016	TRUE	FAILED 6/24/16	ISS	2
2016-9001	4705 SHEFFIELD CT	SFR	Electrical Rough	6/24/2016	6/27/2016	TRUE	FAILED 6/24/16	ISS	2
2016-9001	4705 SHEFFIELD CT	SFR	Mechanical Rough	6/24/2016	6/27/2016	TRUE	FAILED 6/24/16	ISS	2
2016-9001	4705 SHEFFIELD CT	SFR	Framing	6/24/2016	6/27/2016	TRUE	FAILED 6/24/16	ISS	2
2016-9024	5805 MIDDLETON DR	SFR	Plumbing Rough	6/28/2016	6/28/2016	TRUE		ISS	1
2016-9024	5805 MIDDLETON DR	SFR	Form Survey	6/28/2016	6/28/2016	TRUE		ISS	1
2015-9021	4101 SPRINGHILL ESTATES DR	SFR	Meter Release - Gas	6/29/2016	6/29/2016	TRUE		ISS	1
2016-9017	5304 WESTFIELD DR	SFR	Foundation	6/29/2016	6/29/2016	TRUE		ISS	1
2016-9030	5902 MIDDLETON DR	SFR	T-Pole	6/30/2016	6/30/2016	TRUE		ISS	1
2016-9028	5315 WESTFIELD DR	SFR	Plumbing Rough	6/30/2016	6/30/2016	TRUE		ISS	1
2016-9028	5315 WESTFIELD DR	SFR	Form Survey	6/30/2016	6/30/2016	TRUE		ISS	1
2016-9021	3708 GREY LN	SFR	T-Pole	6/7/2016		FALSE	FAILED 6/7/16	ISS	1
								TOTAL=	135

Monthly Inspection Report

	FY 2012	FY 2013	FY 2014	FY 2015	FY 2016
October	36	61	106	88	93
November	51	71	70	86	80
December	42	50	71	99	91
January	29	50	94	80	69
February	26	82	91	78	114
March	22	80	76	76	146
April	46	114	158	95	150
May	58	72	90	52	104
June	42	80	134	84	135
July	37	105	117	77	
August	63	84	122	105	
September	58	58	82	99	
Year Total	510	907	1211	1019	982




CODE ENFORCEMENT REPORT 2015-2016

Violation Description	OCT	NOV	DEC	JAN	FEB	MAR	APR	MAY	JUN	JUL	AUG	SEP	YTD Totals
High Grass						10	8	10	10				38
Illegal Dumping		1		2				2	2				7
Illegal Structure	1	1						1					3
Illegal Vehicle						1		1					2
Junked Vehicles													0
Lot Maintenance	3	5	3	5	2	10	2	4	5				39
Trash and Debris	2	3	2	5	2	5	2	1	8				30
ITEM TOTALS	6	9	6	12	4	26	12	19	25	0	0	0	119

Officer Actions	OCT	NOV	DEC	JAN	FEB	MAR	APR	MAY	JUN	JUL	AUG	SEP	YTD Totals
Verbal Warnings	6	9	6	10	6	20	10	12	15				94
Complied/Resolved	6	9	6	10	6	20	10	12	15				94
10 Day Notice (Letters Mailed)							4	7	10				21
Extension Granted									3				3
Complied/Resolved							4	4	3				11
Citations Issued					2				3				5
Stop Work Order													0
Misc													0
ITEM TOTALS	12	18	12	20	14	40	28	35	49	0	0	0	228



	
BUILDING PERMIT TOTALS	
Jul-16	
ACCESSORY/OUTBUILDING PERMITS	6
IRRIGATION/LAWN SPRINKLER PERMITS	6
MISCELLANEOUS PERMITS	24
SWIMMING POOL PERMITS	3
REMODEL/ADDITION PERMITS	3
SINGLE FAMILY RESIDENTIAL PERMITS	4
INSPECTIONS	140

CITY OF PARKER
PERMIT LOG
JULY 2016

PERMIT NUMBER	ISSUE DATE	TYPE	ADDRESS	CONTRACTOR	DESCRIPTION	ESTIMATED VALUE	TOTAL SQUARE FOOTAGE	PERMIT FEE	DEPOSIT FEE	WATER METER FEE	SEWER TAP FEE
2016-1013	7/1/2016	ACC	5802 HATHAWAY DR	BMR POOL & PATIO	ARBOR	\$7,000	240	\$175.00		NA	NA
2016-1014	7/1/2016	ACC	6804 AUDUBON DR	ORTUS EXTERIORS	CABANA	\$15,000	600	\$250.00		NA	NA
2016-1015	7/1/2016	ACC	3904 SADDLE TRL	C & H CARPORT	CARPORT	\$2,910	766	\$100.00		NA	NA
2016-1016	7/1/2016	ACC	6802 HAVENHURST CT	FENCE DECK AND PATIO	PATIO COVER	\$6,000	272	\$175.00		NA	NA
2016-1017	7/1/2016	ACC	7301 FOREST BEND DR	FENCE DECK AND PATIO	ARBOR & GRILL	\$4,000	289	\$175.00		NA	NA
2016-1021	7/29/2016	ACC	8009 RANCHVIEW CT	TAYLOR	GARAGE/SHOP	\$10,000	2,400	\$300.00		NA	NA
2016-2010	7/28/2016	ELEC	5100 CIMMARON CIR	HUTCHINS SERVICES	UPGRADE SRVC OUTSIDE	NA	NA	\$75.00		NA	NA
2016-2008	7/26/2016	ELEC	4705 OLD GATE LN	DALLAS ELECTRIC COMPANY	200 AMP SERV TO BARN	NA	NA	\$75.00		NA	NA
2016-2009	7/27/2016	ELEC	1704 DUBLIN RD/1704 DUBLIN RD	PETTETT ELECTRIC	TPOLE	NA	NA	\$75.00		NA	NA
2016-6012	7/1/2016	FENCE	4202 DONNA LN	ZETTLER	FENCE	\$8,000	NA	\$75.00		NA	NA
2016-6013	7/1/2016	FENCE	7402 MEADOW GLEN DR	BISWAS	FENCE	\$15,000	NA	\$75.00		NA	NA
2016-6015	7/13/2016	FENCE	5901 MIDDLETON DR	ACE FENCE	FENCE	\$4,900	NA	\$75.00		NA	NA
2016-3015	7/13/2016	FSPR	5306 WESTFIELD DR	RES COM	FIRE SPRINKLER	NA	NA	\$150.00		NA	NA
2016-3016	7/13/2016	FSPR	5302 BERWICK LN	RES COM	FIRE SPRINKLER	NA	NA	\$150.00		NA	NA
2016-3017	7/13/2016	FSPR	6403 HOLBROOK CIR	RESCOM	FIRE SPRINKLER SYSTEM	NA	NA	\$160.00		NA	NA
2016-4019	7/7/2016	IRR	5503 BARRINGTON DR	LAKE SIDE IRRIGATION	IRRIGATION SYSTEM	NA	NA	\$75.00		NA	NA
2016-4020	7/11/2016	IRR	6803 HAVENHURST CT	LAND PRO CREATIONS	IRRIGATION SYSTEM	\$3,000	NA	\$75.00		NA	NA
2016-4021	7/18/2016	IRR	5807 MIDDLETON DR	M.L. JOHNSON	IRRIGATION SYSTEM	\$1,100	NA	\$75.00		NA	NA
2016-4022	7/22/2016	IRR	4407 SALISBURY DR	LAND PRO CREATIONS	IRRIGATION SYSTEM	\$3,000	NA	\$75.00		NA	NA
2016-4023	7/22/2016	IRR	4405 SALISBURY DR	LAND PRO CREATIONS	IRRIGATION SYSTEM	\$3,000	NA	\$75.00		NA	NA
2016-4024	7/28/2016	IRR	6800 AUDUBON DR	GANDARA IRRIGATION	IRRIGATION SYSTEM	\$6,900	NA	\$75.00		NA	NA
2016-5011	7/6/2016	MECH	6804 STONY OAK CT	MILESTONE ELEC & AIR	3T,4T,5T COMPLETE GAS SYSTEM	NA	NA	\$75.00		NA	NA
2016-5012	7/11/2016	MECH	7208 MOSS RIDGE DR	BERKEY'S A/C	3 TON AIR HANDLER	NA	NA	\$75.00		NA	NA
2016-5013	7/11/2016	MECH	6001 DUMONT CT	ALL SYSTEMS A/C & HEATING	HVAC REPLACEMENT	NA	NA	\$75.00		NA	NA
2016-5014	7/12/2016	MECH	3700 HOGGE DR	H&H HEATING AND AIR	MANSSION_3 HVAC REPLACEMENTS	NA	NA	\$75.00		NA	NA
2016-5015	7/12/2016	MECH	3700 HOGGE DR	H&H HEATING	2 HVAC CHANGE OUTS. RANCH ROU	NA	NA	\$75.00		NA	NA
2016-5016	7/12/2016	MECH	3700 HOGGE DR	H&H HEATING & AIR	REPLACE 15 UNITS PARTY BARN	NA	NA	\$75.00		NA	NA
2016-5017	7/19/2016	MECH	5605 PEMBROKE CT	A#1 AIR	4 TON CONDENSER	NA	NA	\$75.00		NA	NA
2016-5018	7/21/2016	MECH	6708 HATHAWAY DR	ALS AIR CONDITIONING	3 TON COMPLETE	NA	NA	\$75.00		NA	NA
2016-5019	7/26/2016	MECH	5602 OVERTON DR	E.S.P. SERVICES	HVAC REPLACEMENT	NA	NA	\$75.00		NA	NA
2016-5020	7/27/2016	MECH	5100 CIMMARON CIR	HUTCHINS SERVICES	3 TON SYSTEM IN ATTIC	NA	NA	\$75.00		NA	NA
2016-5021	7/27/2016	MECH	5401 EASTGATE LN	BILL JOPLIN'S A/C & HEATING	2 EVAPS	NA	NA	\$75.00		NA	NA
2016-6016	7/13/2016	MISC	6803 ERIN LN	FIRST GRAPHIC	SIGN	\$500	32	\$75.00		NA	NA
2016-7027	7/7/2016	PLUM	4705 RAVENSTHORPE DR	FRYMIRE SERVICES	60 GAL WH	NA	NA	\$75.00		NA	NA
2016-7028	7/11/2016	PLUM	5100 EDGEWATER CT	ACTFAST PLUMBING	WATER HEATER	NA	NA	\$75.00		NA	NA
2016-7029	7/18/2016	PLUM	6808 POCO DR	CLASSIC PLUMBING	HOT WATER SLAB LEAK	NA	NA	\$75.00		NA	NA
2016-10016	7/13/2016	POOL	6904 AUDUBON DR	ORTUS EXTERIORS	POOL	\$40,000	NA	\$600.00		NA	NA
2016-10017	7/21/2016	POOL	2106 VIRGINIA PL	HOBERT POOLS	POOL	\$65,000	NA	\$500.00		NA	NA
2016-10018	7/27/2016	POOL	4101 SPRINGHILL ESTATES DR	GOLD MEDAL POOLS	POOL	\$48,000	NA	\$500.00		NA	NA
2016-80009	7/1/2016	REMOD	5802 HATHAWAY DR	BMR POOL & PATIO	ADDITION	\$20,000	589	\$635.34		NA	NA
2016-80010	7/13/2016	REMOD	4802 WINDMILL CREEK DR	KASPER CUSTOM REMODELING	REMODEL	\$140,000	1,400	\$1,476.00		NA	NA

CITY OF PARKER
PERMIT LOG
JULY 2016

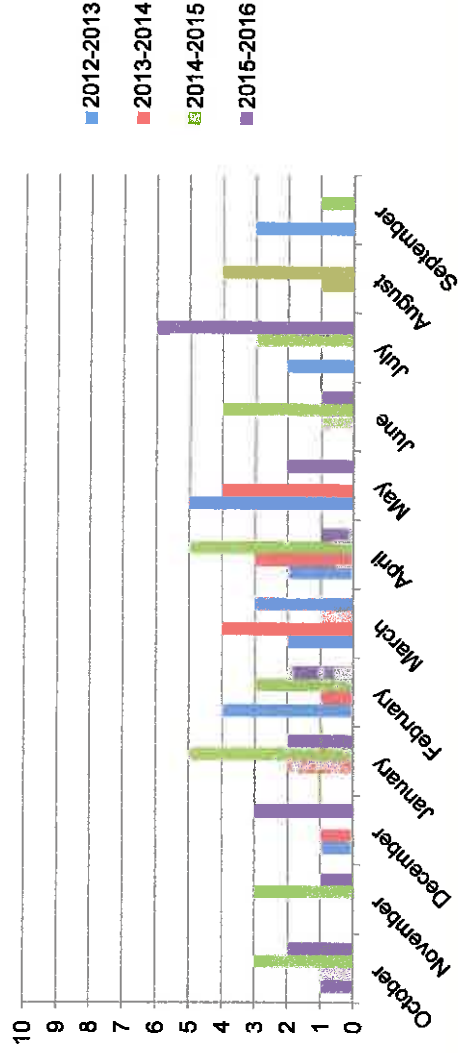
PERMIT NUMBER	ISSUE DATE	TYPE	ADDRESS	CONTRACTOR	DESCRIPTION	ESTIMATED VALUE	TOTAL SQUARE FOOTAG F	PERMIT FEE	DEPOSIT FEE	WATER METER FEE	SEWER TAP FEE
2016-90011	7/21/2016	REMOD	5804 HATHAWAY DR	SOUTHWEST FENCE & DECK	ADDITION	\$6,280	184	\$255.50	NA	NA	NA
2016-9031	7/27/2016	SFR	3002 DUBLIN RD	MDS CAPITAL LLC	NEW RESIDENCE	\$600,000	6,459	\$4,060.81	\$1,000	\$2,000	NA
2016-9032	7/27/2016	SFR	3000 DUBLIN RD	MDS CAPITAL LLC	NEW RESIDENCE	\$600,000	6,651	\$5,174.09	\$1,000	\$2,000	NA
2016-9033	7/28/2016	SFR	6402 HOLBROOK CIR	SHADDOCK HOMES	NEW RESIDENCE	\$828,233	6,790	\$4,256.10	\$1,000	\$2,000	\$1,000
2016-9034	7/28/2016	SFR	5300 BERWICK LN	NEWCASTLE HOMES	NEW RESIDENCE	\$400,000	6,918	\$4,340.56	\$1,000	\$2,000	NA
					TOTALS=	\$2,837,823		\$25,247.40	\$4,000	\$8,000	\$1,000

PERMIT GRAPHS

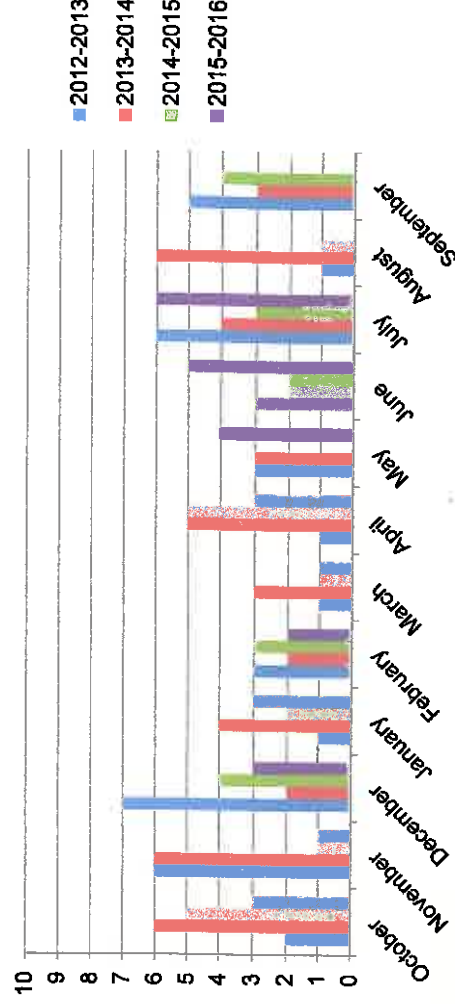
Accessory/Outbuildings Permits					
Fiscal Year	2012-2013	2013-2014	2014-2015	2015-2016	
October	1	1	3	2	
November	0	0	3	1	
December	1	1	0	3	
January	0	2	5	2	
February	4	1	3	2	
March	2	4	1	3	
April	2	3	5	1	
May	5	4	0	2	
June	0	1	4	1	
July	2	0	3	6	
August	0	1	4		
September	3	0	1		
Y-T-D Total	20	18	32	23	

Irrigation/Lawn Sprinkler Permits					
Fiscal Year	2012-2013	2013-2014	2014-2015	2015-2016	
October	2	6	5	3	
November	6	6	1	1	
December	7	2	4	3	
January	1	4	2	3	
February	3	2	3	2	
March	1	3	1	1	
April	1	5	5	3	
May	3	3	0	4	
June	3	2	2	5	
July	6	4	3	6	
August	1	6	1		
September	5	3	4		
Y-T-D Total	39	46	31	31	

Accessory/Outbuilding Permits



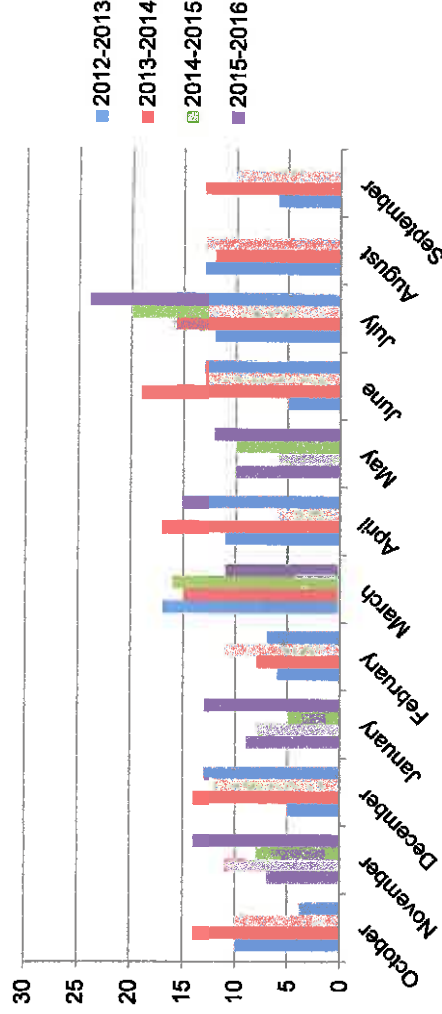
Irrigation/Lawn Sprinkler Permits



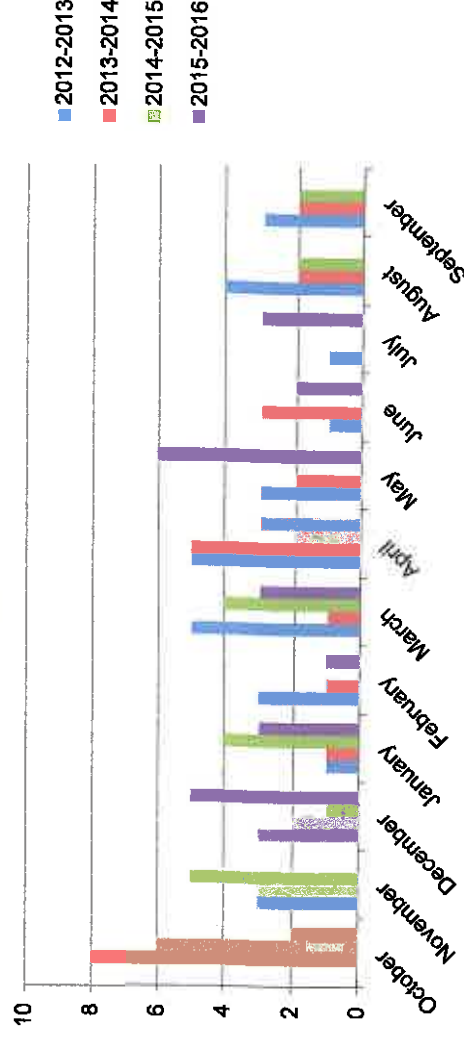
PERMIT GRAPHS

Miscellaneous Permits					
Fiscal Year	2012-2013	2013-2014	2014-2015	2015-2016	
October	10	14	10	4	
November	7	11	8	14	
December	5	14	12	13	
January	9	8	5	13	
February	6	8	11	7	
March	17	15	16	11	
April	11	17	6	15	
May	10	6	10	12	
June	5	19	13	13	
July	12	16	20	24	
August	13	12	13		
September	6	13	10		
Y-T-D Total	111	153	134	126	
Swimming Pool Permits					
Fiscal Year	2012-2013	2013-2014	2014-2015	2015-2016	
October	0	8	6	2	
November	3	3	5	0	
December	3	2	1	5	
January	1	1	4	3	
February	3	1	0	1	
March	5	1	4	3	
April	5	5	2	3	
May	3	2	0	6	
June	1	3	0	2	
July	1	0	0	3	
August	4	2	2		
September	3	2	2		
Y-T-D Total	32	30	26	28	

Miscellaneous Permits




Swimming Pool Permits




PERMIT GRAPHS

Remodel/Addition Permits					
Fiscal Year	2012-2013	2013-2014	2014-2015	2015-2016	
October	2	2	1	6	
November	0	1	0	1	
December	0	0	0	2	
January	2	6	0	0	
February	1	1	1	0	
March	3	3	0	4	
April	1	5	4	1	
May	1	2	2	4	
June	4	1	0	0	
July	1	0	1	3	
August	0	3	2		
September	1	1	0		
Y-T-D Total	16	25	11	21	
Single Family Residential Building Permits					
Fiscal Year	2012-2013	2013-2014	2014-2015	2015-2016	
October	7	3	2	0	
November	0	3	3	2	
December	3	4	0	2	
January	3	5	4	6	
February	4	0	4	5	
March	6	8	2	8	
April	5	5	5	7	
May	2	3	4	9	
June	2	0	4	1	
July	1	2	3	4	
August	6	3	0		
September	2	2	2		
Y-T-D Total	41	38	33	44	

Remodel/Addition Permits



Single Family Residential Permits



**INSPECTION LOG
JULY 2016**

PERMIT NUMBER	ADDRESS	TYPE	INSPECTION	SCHEDULED	COMPLETED	RESULT	NOTES	STATUS	#
2016-1005	6700 HAVENHURST CT	ACC	Building Final	7/6/2016	7/6/2016	TRUE		FINAL	1
2016-1016	6802 HAVENHURST CT	ACC	Other	7/12/2016	7/12/2016	TRUE	PIER HOLES	ISS	1
2016-1006	7307 MEADOW GLEN DR	ACC	Framing	7/14/2016	7/14/2016	TRUE		ISS	1
2016-1006	7307 MEADOW GLEN DR	ACC	Other	7/14/2016	7/14/2016	TRUE	TOP-OUT	ISS	1
2016-2009	1704 DUBLIN RD/704 DUBLIN RD	ELEC	Final	7/29/2016	7/29/2016	TRUE		FINAL	1
2016-3008	5503 BARRINGTON DR	FSPR	Fire Final	7/20/2016	7/20/2016	TRUE		FINAL	1
2016-3013	4707 SHEFFIELD CT	FSPR	Fire Hydro Visual	7/5/2016		FALSE	FAILED 7/5/16	ISS	1
2016-3015	6306 WESTFIELD DR	FSPR	Fire Hydro Visual	7/13/2016	7/13/2016	TRUE		ISS	1
2016-4019	5503 BARRINGTON DR	IRR	Backflow Certificate on File	7/11/2016	7/11/2016	TRUE		FINAL	1
2016-4020	6803 HAVENHURST CT	IRR	Backflow Certificate on File	7/18/2016	7/18/2016	TRUE		FINAL	1
2016-4015	5809 MIDDLETON DR	IRR	Backflow Certificate on File	7/18/2016	7/18/2016	TRUE		FINAL	1
2016-4014	5901 MIDDLETON DR	IRR	Backflow Certificate on File	7/18/2016	7/18/2016	TRUE		FINAL	1
2016-4018	6806 OVERBROOK DR	IRR	Backflow Certificate on File	7/29/2016	7/29/2016	TRUE		FINAL	1
2016-4023	4405 SALISBURY DR	IRR	Backflow Certificate on File	7/29/2016	7/29/2016	TRUE		FINAL	1
2016-4022	4407 SALISBURY DR	IRR	Backflow Certificate on File	7/29/2016	7/29/2016	TRUE		FINAL	1
2016-5010	5002 COPPERHILL CIR	MECH	Final	7/8/2016	7/8/2016	TRUE		FINAL	1
2016-5011	8904 STONY OAK CT	MECH	Final	7/21/2016	7/21/2016	TRUE		FINAL	1
2016-10012	5802 CORINTH CHAPEL RD	POOL	Belly Steel	7/11/2016	7/11/2016	TRUE		ISS	1
2016-10012	5802 CORINTH CHAPEL RD	POOL	Gas Line to Pool Heater	7/20/2016	7/20/2016	TRUE		ISS	1
2016-10003	5510 GREGORY LN	POOL	Deck Steel	7/27/2016	7/27/2016	TRUE		ISS	1
2016-10016	8003 GREGORY LN	POOL	Fence Final Pool Protection	7/26/2016	7/26/2016	TRUE		ISS	1
2016-10018	6003 GREGORY LN	POOL	Certification	7/28/2016	7/28/2016	TRUE		ISS	1
2016-10011	5802 HATHAWAY DR	POOL	Deck Steel	7/20/2016	7/20/2016	TRUE		ISS	1
2016-10011	5802 HATHAWAY DR	POOL	Gas Line to Pool Heater	7/20/2016	7/20/2016	TRUE		ISS	1
2016-10002	6700 HAVENHURST CT	POOL	Pool Final Pool Protection	7/8/2016	7/8/2016	TRUE		FINAL	1
2016-10002	6700 HAVENHURST CT	POOL	Certification	7/8/2016	7/8/2016	TRUE		FINAL	1
2016-10010	6802 HAVENHURST CT	POOL	Deck Steel	7/20/2016	7/20/2016	TRUE		ISS	1
2016-10010	6802 HAVENHURST CT	POOL	Fence Final	7/27/2016	7/27/2016	TRUE		ISS	1
2016-10014	5604 KENSINGTON CT	POOL	Belly Steel	7/28/2016	7/28/2016	TRUE		ISS	1
2016-10004	7305 MEADOW GLEN DR	POOL	Fence Final	7/8/2016	7/8/2016	TRUE		ISS	1
2016-10005	7307 MEADOW GLEN DR	POOL	Deck Steel	7/20/2016	7/20/2016	TRUE		ISS	1

INSPECTION LOG JULY 2016

PERMIT NUMBER	ADDRESS	TYPE	INSPECTION	SCHEDULED	COMPLETED	RESULT	NOTES	STATUS	#
2016-10006	7404 MEADOW GLEN DR	POOL	Fence Final	7/25/2016	7/25/2016	TRUE		ISS	1
2016-10009	5809 OVERTON DR	POOL	Gas Line to Pool Heater	7/13/2016	7/13/2016	TRUE		ISS	1
2016-10009	5809 OVERTON DR	POOL	Deck Steel	7/27/2016	7/27/2016	TRUE		ISS	1
2016-10016	8202 SOUTHRIDGE PKWY	POOL	Belly Steel	7/8/2016	7/8/2016	TRUE		ISS	1
2016-10018	4101 SPRINGHILL ESTATES DR	POOL	Belly Steel	7/29/2016	7/29/2016	TRUE		ISS	1
2016-10013	4602 VISTA RIDGE	POOL	Pool Final	7/20/2016		FALSE	FAILED 7/20/16	ISS	1
2016-80007	5604 KENSINGTON CT	REM0D	Electrical Rough	7/13/2016	7/13/2016	TRUE		ISS	1
2016-80007	5604 KENSINGTON CT	REM0D	Other	7/20/2016	7/20/2016	TRUE	ADDITION TOP-OUT	ISS	1
2016-80021	4204 PECAN ORCHARD DR	REM0D	Building Final	7/7/2016	7/7/2016	TRUE		FINAL	1
2016-80010	4802 WINDMILL CREEK DR	REM0D	Electrical Rough	7/19/2016	7/19/2016	TRUE		ISS	1
2016-80010	4802 WINDMILL CREEK DR	REM0D	Framing Rough	7/19/2016	7/19/2016	TRUE		ISS	1
2016-8005	5603 BARRINGTON DR	SFR	Building Final	7/20/2016	7/20/2016	TRUE		FINAL	1
2016-8005	5603 BARRINGTON DR	SFR	Survey Plat	7/20/2016	7/20/2016	TRUE		FINAL	1
2016-8033	6805 CHESWICK CT	SFR	Building Final	7/13/2016	7/13/2016	TRUE		FINAL	1
2016-8033	6805 CHESWICK CT	SFR	Survey Plat	7/13/2016	7/13/2016	TRUE		FINAL	1
2016-8011	6803 HAVENHURST CT	SFR	Building Final	7/21/2016	7/21/2016	TRUE		FINAL	1
2016-8011	6803 HAVENHURST CT	SFR	Survey Plat	7/21/2016	7/21/2016	TRUE		FINAL	1
2016-8031	5803 MIDDLETON DR	SFR	Building Final	7/25/2016	7/25/2016	TRUE		FINAL	1
2016-8031	5803 MIDDLETON DR	SFR	Survey Plat	7/25/2016	7/25/2016	TRUE		FINAL	1
2016-8035	6401 BARRINGTON DR	SFR	Driveway Approach	7/8/2016	7/8/2016	TRUE		ISS	1
2016-8035	6401 BARRINGTON DR	SFR	Meter Release - Electric	7/14/2016	7/14/2016	TRUE		ISS	1
2016-8035	5401 BARRINGTON DR	SFR	Meter Release - Gas	7/14/2016	7/14/2016	TRUE		ISS	1
2016-8010	5200 BERWICK LN	SFR	Driveway Approach	7/27/2016	7/28/2016	TRUE	FAILED 7/27/16	ISS	2
2016-8010	5200 BERWICK LN	SFR	Culvert	7/28/2016	7/28/2016	TRUE	CULVERT SURVEY	ISS	1
2016-8028	5202 BERWICK LN	SFR	T-Pole	7/1/2016	7/1/2016	TRUE		ISS	1
2016-8029	5202 BERWICK LN	SFR	Foundation	7/6/2016	7/6/2016	TRUE		ISS	1
2016-8034	5300 BERWICK LN	SFR	Plumbing Rough	7/29/2016		FALSE	FAILED 7/29/16	ISS	1
2016-8034	5300 BERWICK LN	SFR	Form Survey	7/29/2016	7/29/2016	TRUE		ISS	1
2016-8016	5302 BERWICK LN	SFR	Plumbing Top-Out	7/11/2016	7/13/2016	TRUE	FAILED 7/11/16	ISS	2
2016-8016	5302 BERWICK LN	SFR	Electrical Rough	7/11/2016	7/13/2016	TRUE	FAILED 7/11/16	ISS	2
2016-8016	5302 BERWICK LN	SFR	Mechanical Rough	7/11/2016	7/13/2016	TRUE	FAILED 7/11/16	ISS	2
2016-8016	5302 BERWICK LN	SFR	Framing	7/11/2016	7/13/2016	TRUE	FAILED 7/11/16	ISS	22
2016-8030	6804 CHESWICK CT	SFR	Meter Release - Electric	7/20/2016	7/20/2016	TRUE		ISS	1
2016-8030	6804 CHESWICK CT	SFR	Meter Release - Gas	7/20/2016	7/25/2016	TRUE	FAILED 7/20/16	ISS	2

**INSPECTION LOG
JULY 2016**


PERMIT NUMBER	ADDRESS	TYPE	INSPECTION	SCHEDULED	COMPLETED	RESULT	NOTES	STATUS	#
2016-9021	3708 GREY LN	SFR	Plumbing Rough	7/8/2016	7/12/2016	TRUE	FAILED 7/8/16	ISS	2
2016-9021	3708 GREY LN	SFR	Foundation	7/28/2016	7/28/2016	TRUE		ISS	1
2016-9018	8401 HOLBROOK CIR	SFR	Plumbing Rough	7/21/2016	7/21/2016	TRUE		ISS	1
2016-9018	8401 HOLBROOK CIR	SFR	Form Survey	7/21/2016	7/21/2016	TRUE		ISS	1
2016-9024	5605 MIDDLETON DR	SFR	Foundation	7/25/2016	7/25/2016	TRUE		ISS	1
2016-9020	5302 NORWICK DR	SFR	Plumbing Top-Out	7/14/2016		FALSE	FAILED 7/14/16	ISS	1
2016-9020	5302 NORWICK DR	SFR	Electrical Rough	7/14/2016		FALSE	FAILED 7/14/16	ISS	1
2016-9020	5302 NORWICK DR	SFR	Mechanical Rough	7/14/2016		FALSE	FAILED 7/14/16	ISS	1
2016-9020	5302 NORWICK DR	SFR	Framing	7/14/2016		FALSE	FAILED 7/14/16	ISS	1
2014-9032	5608 OYERBROOK DR	SFR	Building Final	7/29/2016		FALSE	FAILED 7/29/16	ISS	1
2015-9037	4405 SALISBURY DR	SFR	Driveway Approach	7/8/2016	7/8/2016	TRUE		ISS	1
2015-9037	4405 SALISBURY DR	SFR	Meter Release - Gas	7/14/2016	7/14/2016	TRUE		ISS	1
2015-9036	4407 SALISBURY DR	SFR	Driveway Approach	7/8/2016	7/8/2016	TRUE		ISS	1
2015-9036	4407 SALISBURY DR	SFR	Meter Release - Gas	7/14/2016	7/14/2016	TRUE		ISS	1
2016-9002	4707 SHEFFIELD CT	SFR	Plumbing Rough	7/1/2016	7/6/2016	TRUE	FAILED 7/1/16	ISS	2
2016-9002	4707 SHEFFIELD CT	SFR	Electrical Rough	7/1/2016	7/6/2016	TRUE	FAILED 7/1/16	ISS	2
2016-9002	4707 SHEFFIELD CT	SFR	Mechanical Rough	7/1/2016	7/6/2016	TRUE	FAILED 7/1/16	ISS	2
2016-9002	4707 SHEFFIELD CT	SFR	Framing	7/1/2016	7/6/2016	TRUE	FAILED 7/1/16	ISS	2
2015-9021	4101 SPRINGHILL ESTATES DR	SFR	Meter Release - Gas	7/5/2016	7/5/2016	TRUE		ISS	1
2016-9019	5401 TENNYSON CT	SFR	Plumbing Top-Out	7/28/2016	7/28/2016	TRUE		ISS	1
2016-9019	5401 TENNYSON CT	SFR	Electrical Rough	7/28/2016	7/28/2016	TRUE		ISS	1
2016-9019	5401 TENNYSON CT	SFR	Mechanical Rough	7/28/2016	7/28/2016	TRUE		ISS	1
2016-9019	5401 TENNYSON CT	SFR	Framing	7/28/2016	7/28/2016	TRUE		ISS	1
2016-9008	5402 TENNYSON CT	SFR	Plumbing Top-Out	7/1/2016	7/11/2016	TRUE		ISS	1
2016-9008	5402 TENNYSON CT	SFR	Electrical Rough	7/1/2016	7/11/2016	TRUE		ISS	1
2016-9008	5402 TENNYSON CT	SFR	Mechanical Rough	7/1/2016	7/11/2016	TRUE		ISS	1
2016-9008	5402 TENNYSON CT	SFR	Framing	7/1/2016	7/11/2016	TRUE		ISS	1
2016-9014	5306 WESTFIELD DR	SFR	Plumbing Top-Out	7/13/2016	7/13/2016	TRUE		ISS	1
2016-9014	5306 WESTFIELD DR	SFR	Electrical Rough	7/13/2016	7/13/2016	TRUE		ISS	1
2016-9014	5306 WESTFIELD DR	SFR	Mechanical Rough	7/13/2016	7/13/2016	TRUE		ISS	1
2016-9014	5306 WESTFIELD DR	SFR	Framing	7/13/2016	7/13/2016	TRUE		ISS	1
2016-9026	5309 WESTFIELD DR	SFR	Plumbing Rough	7/8/2016	7/13/2016	TRUE	FAILED 7/12 & 7/13	ISS	3
2016-9026	5309 WESTFIELD DR	SFR	Form Survey	7/13/2016	7/13/2016	TRUE		ISS	1

**INSPECTION LOG
JULY 2016**

PERMIT NUMBER	ADDRESS	TYPE	INSPECTION	SCHEDULED	COMPLETED	RESULT	NOTES	STATUS	#
2015-9032	7705 WINDOMERE DR	SFR	Meter Release - Electric	7/20/2016	7/20/2016	TRUE		ISS	1
2015-9032	7705 WINDOMERE DR	SFR	Meter Release - Gas	7/20/2016	7/20/2016	TRUE		ISS	1
2015-9011	6803 HAVENHURST CT	SFR	Plumbing Top-Out	3/1/2016	7/21/2016	TRUE	FAILED 3/1/6	FINAL	2
2015-9011	6803 HAVENHURST CT	SFR	Electrical Rough	3/1/2016	7/21/2016	TRUE	FAILED 3/1/6	FINAL	2
2015-9011	6803 HAVENHURST CT	SFR	Mechanical Rough	3/1/2016	7/21/2016	TRUE	FAILED 3/1/6	FINAL	2
2015-9011	6803 HAVENHURST CT	SFR	Framing	3/1/2016	7/21/2016	TRUE	FAILED 3/1/6	FINAL	2
								TOTAL=	140

Monthly Inspection Report

	FY 2012	FY 2013	FY 2014	FY 2015	FY 2016
October	36	61	106	88	93
November	51	71	70	86	80
December	42	50	71	99	91
January	29	50	94	80	69
February	26	82	91	78	114
March	22	80	76	76	146
April	46	114	158	95	150
May	58	72	90	52	104
June	42	80	134	84	135
July	37	105	117	77	140
August	63	84	122	105	
September	58	58	82	99	
Year Total	510	907	1211	1019	1122



CODE ENFORCEMENT REPORT 2015-2016

Violation Description	OCT	NOV	DEC	JAN	FEB	MAR	APR	MAY	JUN	JUL	AUG	SEP	YTD Totals
High Grass						10	8	10	10	12			50
Illegal Dumping		1		2				2	2	2			9
Illegal Structure	1	1						1					3
Illegal Vehicle						1		1		1			3
Junked Vehicles													0
Lot Maintenance	3	5	3	5	2	10	2	4	5	6			45
Trash and Debris	2	3	2	5	2	5	2	1	8	2			32
ITEM TOTALS	6	9	6	12	4	26	12	19	25	23	0	0	142

Officer Actions	OCT	NOV	DEC	JAN	FEB	MAR	APR	MAY	JUN	JUL	AUG	SEP	YTD Totals
Verbal Warnings	6	9	6	10	6	20	10	12	15	12			106
Complied/Resolved	6	9	6	10	6	20	10	12	15	12			106
10 Day Notice (Letters Mailed)							4	7	10	8			29
Extension Granted									3	1			4
Complied/Resolved							4	4	3	1			12
Citations Issued					2				3				5
Stop Work Order													0
Misc													0
ITEM TOTALS	12	18	12	20	14	40	28	35	49	34	0	0	262

City of Parker Municipal Court Monthly Report

June, 2016	Traffic Misdemeanors	Non-Traffic Misdemeanors
New Cases Filed	84	29
Total Pending Cases	894	369
Uncontested Dispositions	23	20
Compliance Dismissals		
After Driver Safety Course	11	
After Deferred Disposition	21	0
After Proof of Insurance	3	
Other Dismissals	1	0
Total Cases Disposed	59	20
Arrest Warrants Issued	1	
Warrants Cleared	8	
Total Outstanding Warrants	662	
Show Cause Hearings Held	18	0
Trials	0	0
Fines, Court Costs & Other Amounts Collected:		
Retained by City	\$9,484.00	
Remitted to State	\$6,385.00	
Total	\$15,869.00	

Definitions:

Show Cause Hearing - A court hearing that is held for a defendant who has been granted a Driving Safety Course or Deferred Disposition to Show Cause for Non-Compliance

All cases heard in Municipal Court are Class C Misdemeanors Only.

City of Parker Municipal Court Monthly Report

July, 2016	Traffic Misdemeanors	Non-Traffic Misdemeanors
New Cases Filed	24	13
Total Pending Cases	849	362
Uncontested Dispositions	44	19
Compliance Dismissals		
After Driver Safety Course	10	
After Deferred Disposition	14	1
After Proof of Insurance	1	
Other Dismissals	0	0
Total Cases Disposed	69	20
Arrest Warrants Issued	6	
Warrants Cleared	21	
Total Outstanding Warrants	647	
Show Cause Hearings Held	8	0
Trials	0	0
Fines, Court Costs & Other Amounts Collected:		
Retained by City	\$8,767.00	
Remitted to State	\$5,134.00	
Total	\$13,901.00	

Definitions:

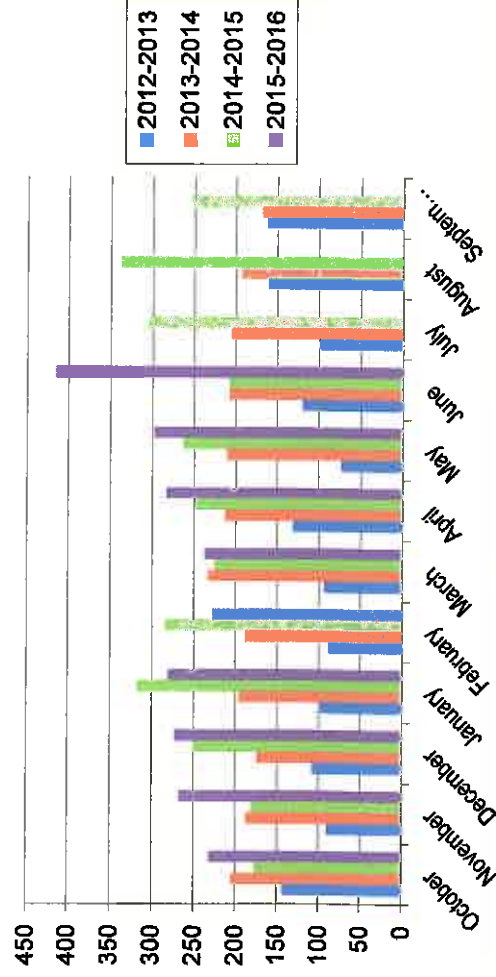
Show Cause Hearing - A court hearing that is held for a defendant who has been granted a Driving Safety Course or Deferred Disposition to Show Cause for Non-Compliance

All cases heard in Municipal Court are Class C Misdemeanors Only.

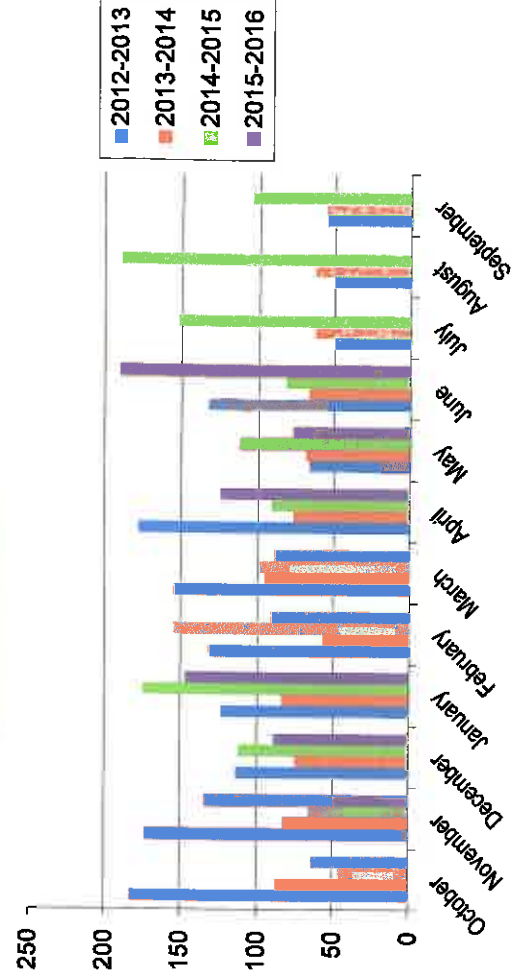
City of Parker
POLICE DEPARTMENT
MONTHLY REPORT

Calls				
Fiscal Year	2012-2013	2013-2014	2014-2015	2015-2016
October	144	205	177	232
November	91	187	181	267
December	108	174	251	273
January	98	196	318	281
February	89	188	284	227
March	94	233	225	237
April	131	213	249	283
May	74	211	263	298
June	120	208	208	415
July	100	205	305	
August	161	193	338	
September	163	169	253	
Y-T-D Total	1373	2382	3052	2513
Traffic Stops				
Fiscal Year	2012-2013	2013-2014	2014-2015	2015-2016
October	182	87	46	64
November	172	82	66	134
December	114	75	112	89
January	124	84	174	147
February	132	57	154	91
March	154	95	99	89
April	177	77	91	125
May	66	69	112	77
June	133	67	82	189
July	51	63	152	
August	51	63	188	
September	56	56	105	
Y-T-D Total	1412	875	1381	1005

Calls



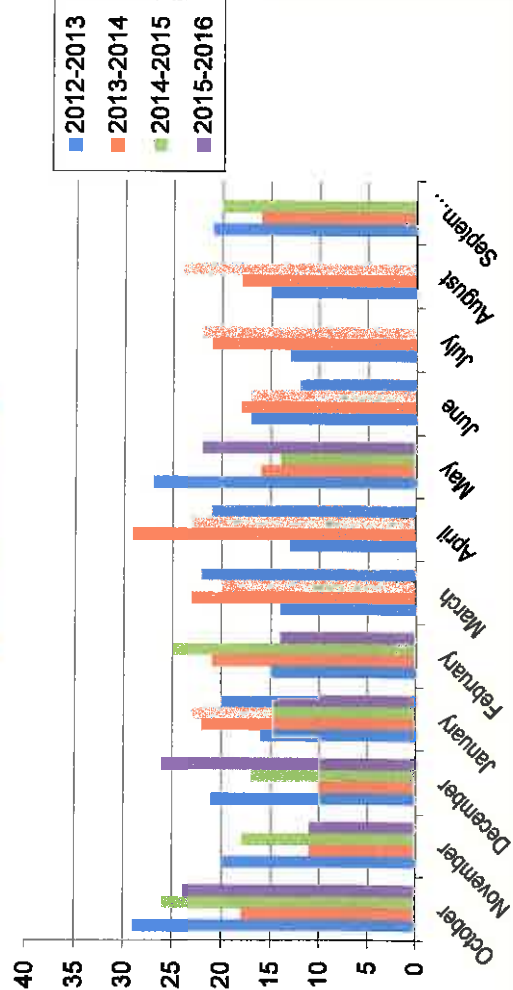
Traffic Stops



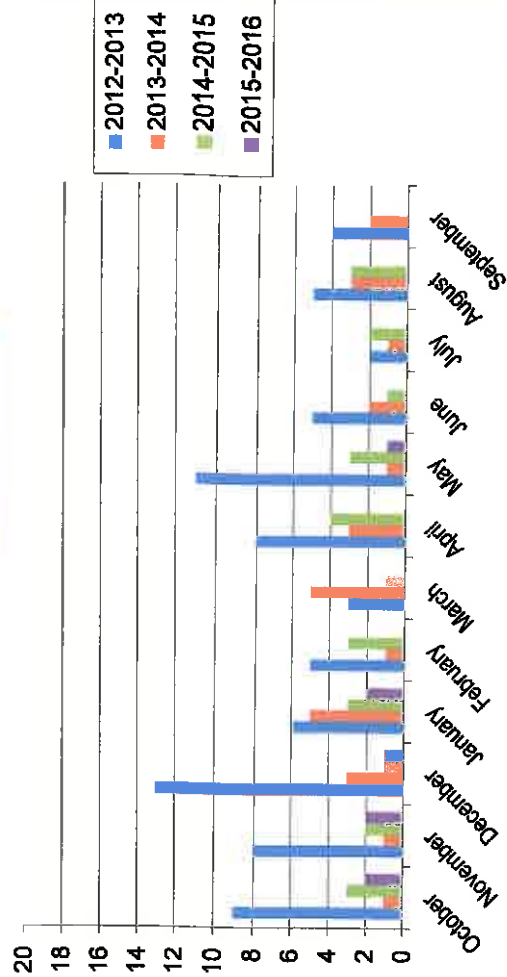
City of Parker
POLICE DEPARTMENT
MONTHLY REPORT

Total Reports				
Fiscal Year	2012-2013	2013-2014	2014-2015	2015-2016
October	29	18	26	24
November	20	11	18	11
December	21	10	17	26
January	16	22	23	20
February	15	21	25	14
March	14	23	20	22
April	13	29	23	21
May	27	16	14	22
June	17	18	17	12
July	13	21	22	
August	15	18	24	
September	21	16	20	
Y-T-D Total	221	223	249	172
Total Arrests				
Fiscal Year	2012-2013	2013-2014	2014-2015	2015-2016
October	9	1	3	2
November	8	1	2	2
December	13	3	1	1
January	6	5	3	2
February	5	1	3	0
March	3	5	1	0
April	8	3	4	0
May	11	1	3	1
June	5	2	1	0
July	2	1	2	
August	5	3	3	
September	4	2	0	
Y-T-D Total	79	28	26	8

Total Reports



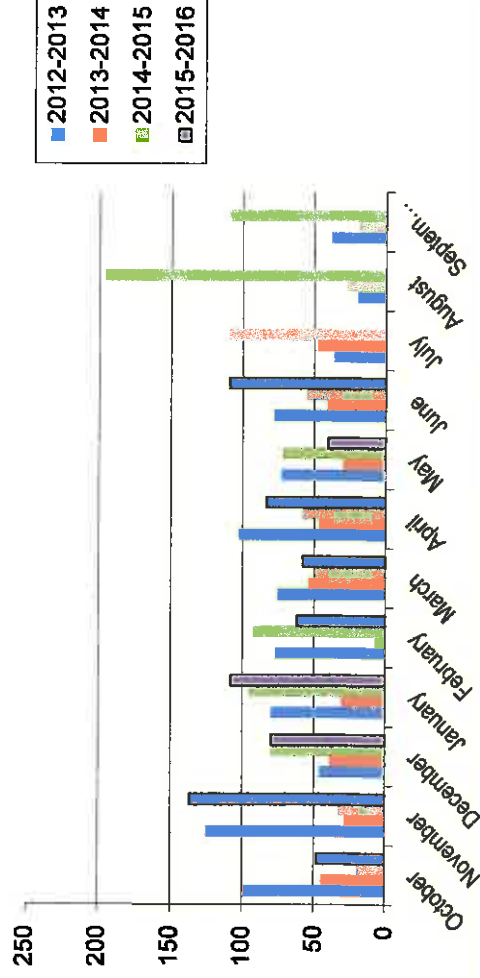
Total Arrests



City of Parker
POLICE DEPARTMENT
MONTHLY REPORT

Total Citations	2012-2013	2013-2014	2014-2015	2015-2016
Fiscal Year				
October	99	45	20	48
November	125	29	33	137
December	46	39	80	80
January	80	31	95	108
February	77	8	92	62
March	75	54	50	58
April	102	47	58	83
May	73	30	72	40
June	78	41	55	109
July	36	48	109	
August	20	27	196	
September	38	19	109	
Y-T-D Total	849	418	969	725

Total Citations



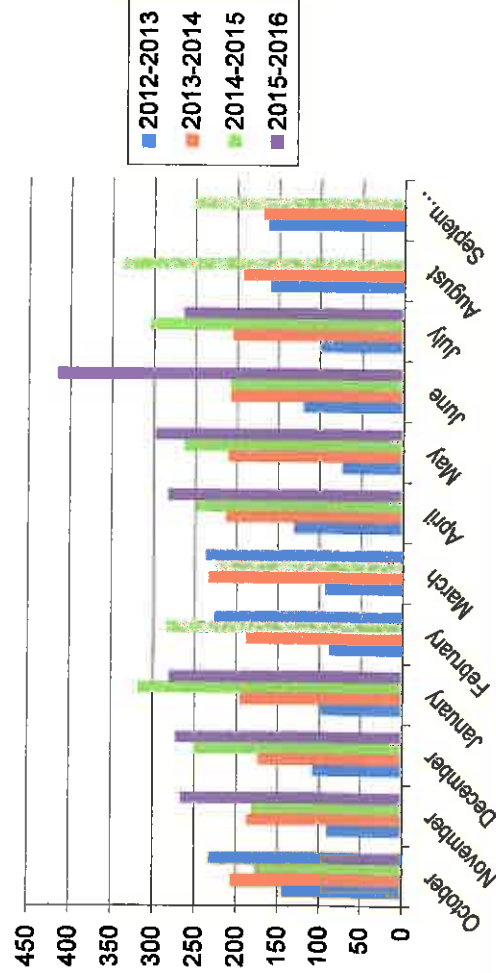
[illegible]

[illegible]

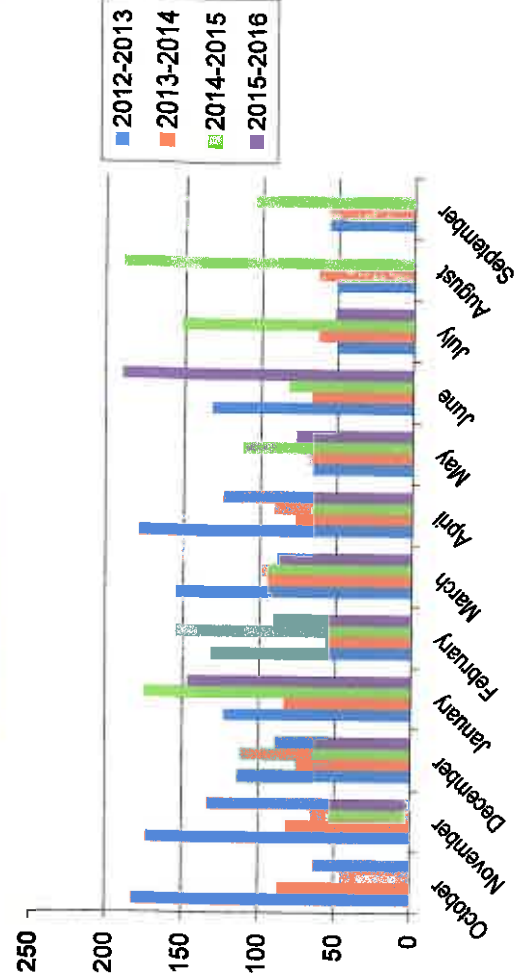
City of Parker
POLICE DEPARTMENT
MONTHLY REPORT

Calls				
Fiscal Year	2012-2013	2013-2014	2014-2015	2015-2016
October	144	205	177	232
November	91	187	181	267
December	108	174	251	273
January	98	196	318	281
February	89	188	284	227
March	94	233	225	237
April	131	213	249	283
May	74	211	263	298
June	120	208	208	415
July	100	205	305	265
August	161	193	338	
September	163	169	253	
Y-T-D Total	1373	2382	3052	2778
Traffic Stops				
Fiscal Year	2012-2013	2013-2014	2014-2015	2015-2016
October	182	87	46	64
November	172	82	66	134
December	114	75	112	89
January	124	84	174	147
February	132	57	154	91
March	154	95	99	89
April	177	77	91	125
May	66	69	112	77
June	133	67	82	189
July	51	63	152	52
August	51	63	188	
September	56	56	105	
Y-T-D Total	1412	875	1381	1057

Calls



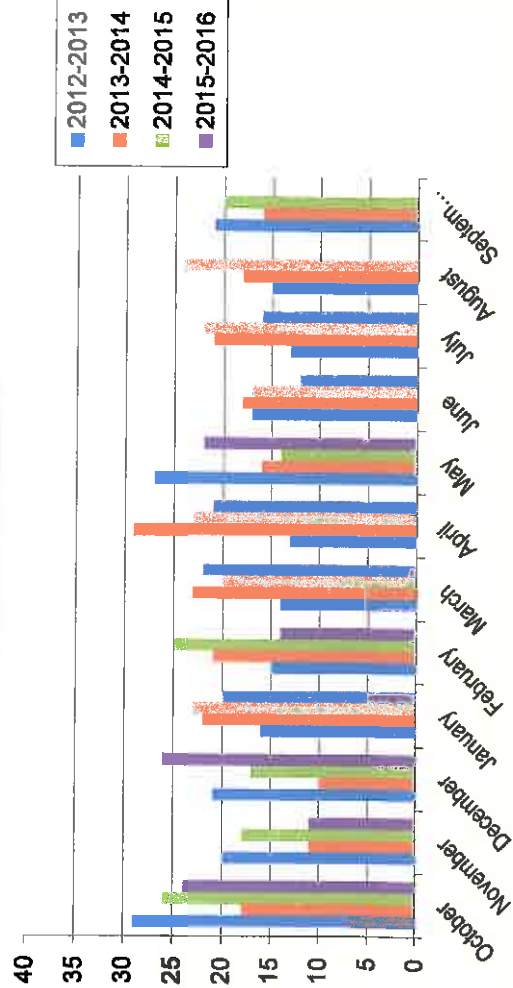
Traffic Stops



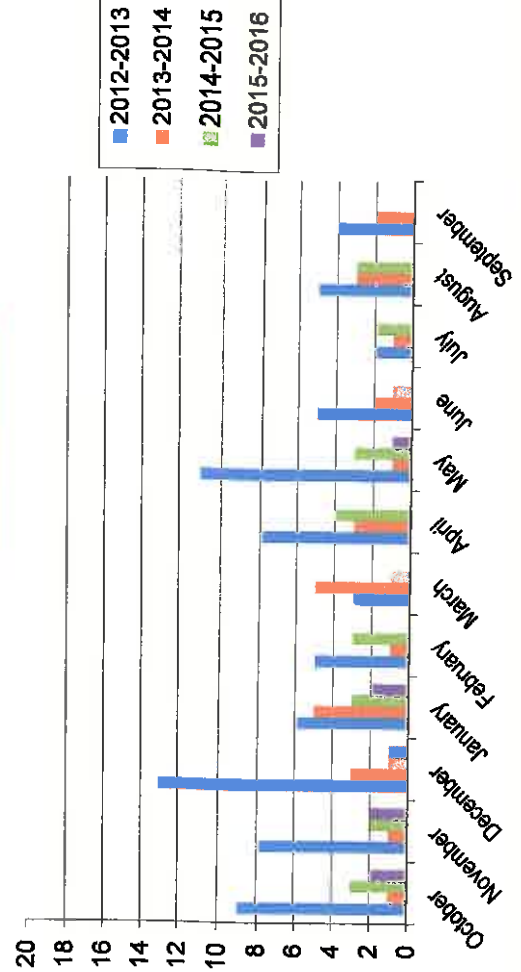
City of Parker
POLICE DEPARTMENT
MONTHLY REPORT

Total Reports				
Fiscal Year	2012-2013	2013-2014	2014-2015	2015-2016
October	29	18	26	24
November	20	11	18	11
December	21	10	17	26
January	16	22	23	20
February	15	21	25	14
March	14	23	20	22
April	13	29	23	21
May	27	16	14	22
June	17	18	17	12
July	13	21	22	16
August	15	18	24	
September	21	16	20	
Y-T-D Total	221	223	249	188
Total Arrests				
Fiscal Year	2012-2013	2013-2014	2014-2015	2015-2016
October	9	1	3	2
November	8	1	2	2
December	13	3	1	1
January	6	5	3	2
February	5	1	3	0
March	3	5	1	0
April	8	3	4	0
May	11	1	3	1
June	5	2	1	0
July	2	1	2	0
August	5	3	3	
September	4	2	0	
Y-T-D Total	79	28	26	8

Total Reports

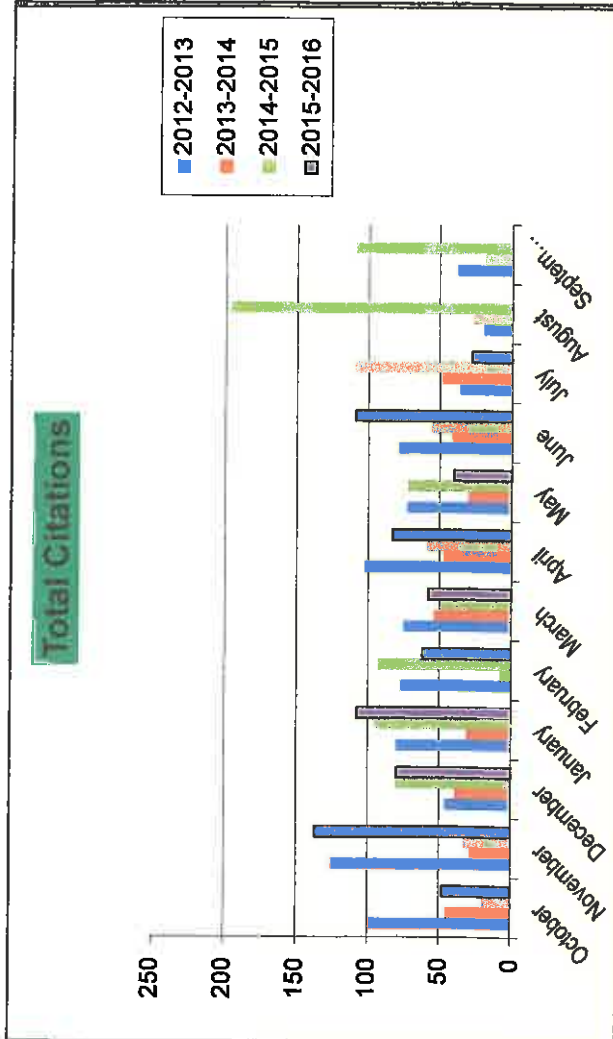


Total Arrests



City of Parker
POLICE DEPARTMENT
MONTHLY REPORT

Total Citations				
Fiscal Year	2012-2013	2013-2014	2014-2015	2015-2016
October	99	45	20	48
November	125	29	33	137
December	46	39	80	80
January	80	31	95	108
February	77	8	92	62
March	75	54	50	58
April	102	47	58	83
May	73	30	72	40
June	78	41	55	109
July	36	48	109	28
August	20	27	196	
September	38	19	109	
Y-T-D Total	849	418	969	753



City of Parker
POLICE DEPARTMENT
VEHICLE MAINTENANCE

	Milage Ending 14-15	2012 CHEVY TAHOE - UNIT 100												
Unit 100		Oct	Nov	Dec	Jan	Feb	Mar	Apr	May	Jun	Jul	Aug	Sep	Odometer Reading
Monthly Milage	58,957	2,785	2,052	2,338	1,194	1,467	1,248	1,162	1,933	2,045	2,113			18,327
Gallons of Fuel		282.775	202.253	134.518	110.448	160.685	135.461	129.093	203.183	240.847	267.218			117,294
Miles/Gal		9.849	10.146	17.381	10.810	8.130	9.213	8.924	9.514	8.491	7.907			
Major Repairs over \$500		\$0.00	\$0.00	\$0.00	\$0.00	\$0.00	\$0.00	\$0.00	\$0.00	\$0.00	\$0.00		\$0.00	
Unit 200		2013 CHEVY TAHOE - UNIT 200												
Monthly Milage	56,353	1,455	2,524	2,135	2,844	2,000	2,141	1,825	2,288	2,623	1,787			77,953
Gallons of Fuel		174.239	287.085	296.717	322.735	258.093	266.728	240.659	270.784	311.671	254.549			
Miles/Gal		8.351	8.782	7.185	8.812	7.749	8.027	7.583	8.479	8.416	6.942			
Major Repairs over \$500		\$0.00	\$784.89	\$0.00	\$0.00	\$0.00	\$0.00	\$0.00	\$0.00	\$1,183.00	\$0.00		\$0.00	
			New Radiator /Misc checks							2 Tires Balancing Road Hazard Door Panel				
Unit 300		2011 DODGE CHARGER - UNIT 300												
Monthly Milage	48,418	1,025	720	667	637	636	1,094	1,034	682	1,315	309			56,537
Gallons of Fuel		101.468	56.525	68.574	49.25	49.474	77.505	82.949	48.01	99.023	27.465			
Miles/Gal		10.102	12.086	9.727	12.934	12.655	14.115	12.465	14.205	13.280	11.251			
Major Repairs over \$500		\$3,598.19	\$0.00	\$0.00	\$0.00	\$0.00	\$1,458.00	\$0.00	\$0.00	\$0.00	\$0.00		\$0.00	
		Service on Brakes, Transmission, Radiator, Seat Balls and 4 New Tires					Brakes & Rotors, O2 Sensors, New Throttle Body & Labor							
Unit 400		2009 DODGE CHARGER - UNIT 400												
Monthly Milage	32,382	1,851	1,934	1,888	1,785	1,838	1,902	2,138	1,874	2,233	1,833			19,380
Gallons of Fuel		283.73	228.891	241.803	189.254	221.488	221.739	235.855	189.072	242.713	217.585			51,792
Miles/Gal		7.689	8.450	7.805	8.878	8.298	8.578	9.065	9.414	9.200	8.425			
Major Repairs over \$500		\$1,100.00	\$0.00	\$1,212.00	\$0.00	\$0.00	\$0.00	\$0.00	\$2,275.75	\$0.00	\$539.00		\$0.00	
			Tires, Certificates, Balance & Rotata				2 Bells, Rear Brake Pads & Rotors, 2 Batteries, 3 Tires			Replace Door Panel Driveside				

[illegible]

CITY OF PARKER

[illegible]

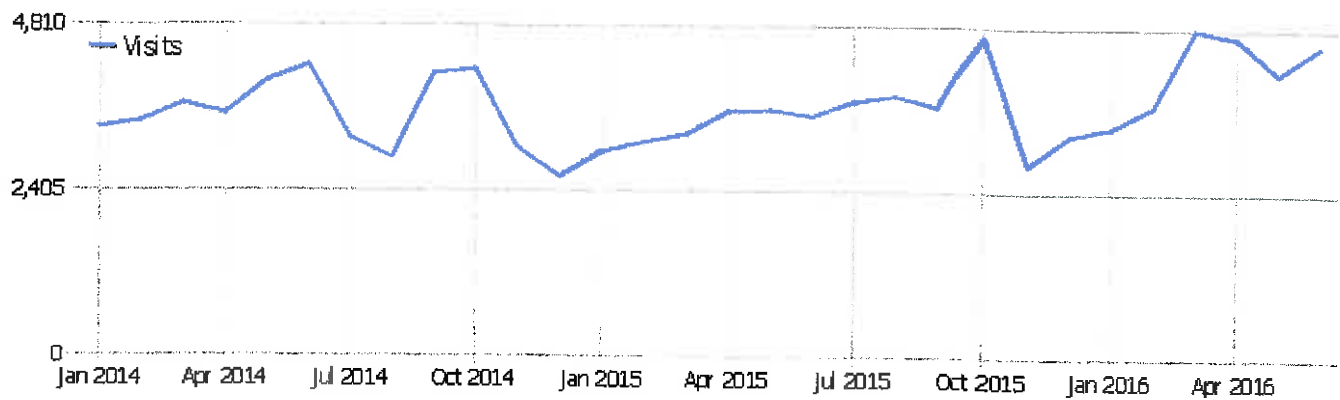


Parker, TX

Date range: June 2016

Monthly Web Report

Visits Summary



Name	Value
Unique Visitors	3,639
Visits	4,570
Actions	13,970
Maximum actions in one visit	137
Actions per Visit	3
Avg. Visit Duration (in seconds)	00:02:43
Bounce Rate	52%
























Site Search Keywords

Keyword	Searches	Search Results pages	% Search Exits
fireworks	8	1	25%
bid postings	5	1	0%
permits	4	1	0%
chicken	3	1	0%
coliform	2	5	0%
garage sale	2	2	0%
house watch	2	1	0%
mayor	2	1	0%
pay citation	2	2	50%
water restriction	2	1	0%
'yard sales'	1	2	0%
accident report	1	2	0%
accounting	1	1	0%
adopted building codes	1	1	0%
alarm monitoring	1	1	100%
alarm permits	1	1	0%
angel	1	2	100%
antifreeze recycle	1	1	0%
arena	1	3	0%
auto pay	1	1	100%
bicycles	1	1	0%
building permits	1	1	0%
building set back	1	1	0%
Others	111	191	23%




Referrer Type

Referrer Type	Visits	Actions	Actions per Visit	Avg. Time on Website	Bounce Rate	Revenue
Direct Entry	2,554	6,733	3	00:02:44	60%	\$ 0
Search Engines	1,801	6,355	4	00:02:37	42%	\$ 0
Websites	215	882	4	00:03:20	40%	\$ 0

Country

Country	Visits	Actions	Actions per Visit	Avg. Time on Website	Bounce Rate	Revenue
 United States	4,331	13,405	3	00:02:45	52%	\$ 0
 Canada	42	74	2	00:00:30	88%	\$ 0
 Ukraine	42	104	3	00:00:42	14%	\$ 0
 France	37	173	5	00:11:02	43%	\$ 0
 Germany	19	20	1	00:00:03	95%	\$ 0
 India	17	39	2	00:00:34	65%	\$ 0
 Philippines	8	28	4	00:01:22	38%	\$ 0
 Ireland	6	10	2	00:00:50	33%	\$ 0
 Mexico	6	11	2	00:00:09	83%	\$ 0
 China	5	6	1	00:00:24	80%	\$ 0
 Brazil	4	6	2	00:00:00	75%	\$ 0
 Taiwan	4	8	2	00:01:55	75%	\$ 0
 Nigeria	3	3	1	00:00:00	100%	\$ 0
 South Africa	3	3	1	00:00:00	100%	\$ 0
 South Korea	3	3	1	00:00:00	100%	\$ 0
 United Kingdom	3	3	1	00:00:00	100%	\$ 0
 Bangladesh	2	5	3	00:03:01	50%	\$ 0
 Colombia	2	2	1	00:00:00	100%	\$ 0
 Hong Kong SAR China	2	8	4	00:05:51	0%	\$ 0
 Kenya	2	2	1	00:00:00	100%	\$ 0
 Netherlands	2	9	5	00:00:23	50%	\$ 0
 Turkey	2	2	1	00:00:00	100%	\$ 0
 Unknown	2	3	2	00:00:00	50%	\$ 0
Others	23	43	2	00:00:45	87%	\$ 0

Device type

Device type	Visits	Actions	Actions per Visit	Avg. Time on Website	Bounce Rate	Conversion Rate
 Desktop	2,981	9,936	3	00:03:11	47%	0%
 Smartphone	941	2,535	3	00:01:45	57%	0%
 Tablet	329	957	3	00:02:24	52%	0%
Unknown	280	426	2	00:01:39	90%	0%
Phablet	39	116	3	00:01:23	44%	0%

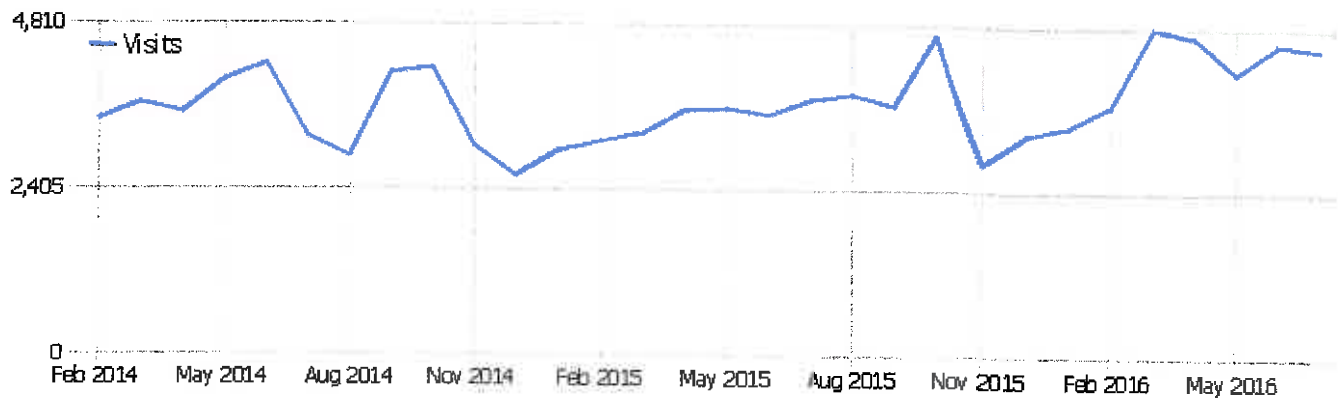


Parker, TX

Date range: July 2016

Monthly Web Report

Visits Summary



Name	Value
Unique visitors	3,533
Visits	4,518
Actions	13,731
Maximum actions in one visit	185
Actions per Visit	3
Avg. Visit Duration (in seconds)	00:02:42
Bounce Rate	52%
























Site Search Keywords

Keyword	Searches	Search Results pages	% Search Exits
fireworks	7	2	71%
bid postings	6	1	0%
permits	6	2	33%
employment	4	1	25%
online payment	3	1	0%
parkerfest	3	1	0%
bids	2	1	0%
firework	2	1	50%
fireworks prohibited?	2	1	100%
hours	2	1	100%
job postings	2	1	0%
jobs	2	1	0%
minutes	2	1	0%
mobile vendors	2	1	100%
noise	2	2	0%
"loan nguyen"	1	1	0%
2016 budget	1	3	0%
5559	1	2	100%
128760	1	1	0%
132563	1	1	0%
adnan tarhoni	1	1	100%
annual renewal for home alarm due	1	1	0%
application - hydrant meter 2016-06-20	1	1	100%
Others	89	134	22%

Referrer Type


Referrer Type	Visits	Actions	Actions per Visit	Avg. Time on Website	Bounce Rate	Revenue
Direct Entry	2,608	6,910	3	00:02:55	60%	\$ 0
Search Engines	1,682	6,043	4	00:02:24	42%	\$ 0
Websites	228	778	3	00:02:19	43%	\$ 0

Country


Country	Visits	Actions	Actions per Visit	Avg. Time on Website	Bounce Rate	Revenue
 United States	4,230	13,234	3	00:02:40	51%	\$ 0
 France	62	207	3	00:13:28	52%	\$ 0
 Russia	49	52	1	00:00:01	94%	\$ 0
 Germany	32	35	1	00:00:44	94%	\$ 0
 China	31	33	1	00:00:06	94%	\$ 0
 Canada	19	28	2	00:00:39	89%	\$ 0
 India	19	30	2	00:00:14	79%	\$ 0
 Netherlands	9	16	2	00:00:30	78%	\$ 0
 United Kingdom	8	12	2	00:00:46	88%	\$ 0
 Philippines	6	6	1	00:00:00	100%	\$ 0
 Estonia	3	3	1	00:00:00	100%	\$ 0
 Finland	3	4	1	00:00:08	67%	\$ 0
 Ireland	3	3	1	00:00:00	100%	\$ 0
 Romania	3	3	1	00:00:00	100%	\$ 0
 Taiwan	3	3	1	00:00:00	100%	\$ 0
 Bangladesh	2	8	4	00:00:34	0%	\$ 0
 Benin	2	2	1	00:00:00	100%	\$ 0
 Brazil	2	2	1	00:00:00	100%	\$ 0
 British Virgin Islands	2	6	3	00:01:54	0%	\$ 0
 Georgia	2	2	1	00:00:00	100%	\$ 0
 Italy	2	3	2	00:01:51	50%	\$ 0
 Malaysia	2	2	1	00:00:00	100%	\$ 0
 South Africa	2	6	3	00:07:44	0%	\$ 0
Others	22	31	1	00:00:29	82%	\$ 0


Device type


Device type

 Desktop

 Smartphone

 Tablet

 Unknown

 Phablet

 Console

Visits	Actions	Actions per Visit	Avg. Time on Website	Bounce Rate	Conversion Rate
2,874	9,489	3	00:03:01	49%	0%
1,089	2,771	3	00:01:33	58%	0%
327	945	3	00:02:35	49%	0%
192	454	2	00:04:51	78%	0%
35	67	2	00:00:50	66%	0%
1	5	5	00:00:22	0%	0%



Council Agenda Item

Item 6
C'Sec Use Only

Budget Account Code:	Meeting Date: August 23, 2016
Budgeted Amount:	Department/ Requestor: City Council
Fund Balance- before expenditure:	Prepared by: Finance/HR Manager Boyd
Estimated Cost:	Date Prepared: August 15, 2016
Exhibits:	1. Proposed Budget – FY 2016 / 2017 2. Tax Rate

AGENDA SUBJECT


PUBLIC HEARING ON FY2016-2017 BUDGET AND TAX RATE. [MARSHALL]

SUMMARY

Please find attached exhibit (s) for the current FY 2016-2017 Budget.

POSSIBLE ACTION

Approve, Table, Deny

Inter – Office Use			
Approved by:			
Department Head/ Requestor:		Date:	
City Attorney:		Date:	
City Administrator:		Date:	8/19/16

PROPOSED BUDGET

ACCT #	Revenue - City	Actuals as of: 8/19/2016	2015 / 2016 Budgeted Revenue	2016 / 2017 Proposed Budget (before adjs)	2016 / 2017 Adjustments	2016 / 2017 Proposed Budget
Revenues						
1-10-4100	Current year taxes - M & O	1,851,013	1,855,856	2,300,103	0	2,300,103
3-90-4101	Current year taxes - I & S	534,270	535,639	508,538	0	508,538
1-10-4120	Delinquent Taxes - M & O	40,209	10,000	35,000	0	35,000
3-90-4121	Delinquent taxes - I & S	10,607	3,200	10,000	0	10,000
1-10-4125	Penalties & Intersest - M & O	15,009	9,400	14,000	0	14,000
3-90-4125	Penalties & Intersest - I & S	4,206	3,000	4,000	0	4,000
1-10-4130	Building permits	244,521	440,000	385,000	0	385,000
	Development Inspection Fees	50,729	70,000	50,000	0	50,000
1-10-4140	Franchise and use fees	222,826	250,000	250,000	0	250,000
1-10-4150	Special use permits	1,400	1,000	1,300	0	1,300
1-10-4160	Filing fees	36	1,000	1,000	0	1,000
1-10-4170	Fines	152,229	160,000	200,000	0	200,000
1-10-4190	Other Income	23,078	22,000	22,000	0	22,000
1-10-4192	State of TX training for PD	1,094	1,036	1,036	0	1,036
1-10-4201	Donated Dollars	0	500	2,400	100	2,500
	Parkerfest Revenue	855	1,000	1,000	0	1,000
1-10-4220	Sales tax collected	107,291	150,000	150,000	0	150,000
1-10-4225	Mixed beverage tax	4,666	4,250	6,200	0	6,200
1-10-4400	Alarm registrations/permits	12,325	11,000	13,000	0	13,000
1-10-4500	Interest Income	30,780	20,000	25,000	0	25,000
	Sub-total Revenue	3,307,143	3,548,881	3,979,577	100	3,979,677
FUND BALANCE TRANSFERS						
FUND-5	Bond Funds	12,023	1,447,500	1,435,477	(2,442)	1,433,035
FNDBAL	Security Fund	0	5,000	5,000	0	5,000
FNDBAL	Technology Fund	0	5,500	5,500	0	5,500
FNDBAL	Seizure Fund		0	0	0	0
FNDBAL	Capital Improvement Acct	0	0	539,073	0	539,073
FNDBAL	Reserves	0	500,885	0	466,433	466,433
	Sub-Total Fund Balance Trfs	0	1,958,885	1,985,050	463,991	2,449,041
	Grand Total all Sources	3,307,143	5,507,766	5,964,627	464,091	6,428,718

City of Parker-General Fund
FY 2016 / 2017**PROPOSED BUDGET**

Expenses by Department - SUMMARY	Actuals as of: 8/19/2016	2015 / 2016 Budgeted Expenses	2016 / 2017 Proposed Budget (before adjs)	2016 / 2017 Adjustments	2016 / 2017 Proposed Budget
Administration	496,109	975,975	895,010	168,007	1,063,017
Police Department	732,488	932,057	1,110,760	(96,500)	1,014,260
Municipal Court	127,121	161,319	194,629	0	194,629
Fire Department	171,995	308,550	564,201	(200,000)	364,201
Building and Code Enforcement	84,944	101,654	136,182	0	136,182
Public Works	292,056	968,072	1,095,032	(40,000)	1,055,032
City Property	52,784	77,000	120,750	0	120,750
Fund 5 -Street Projects	12,023	1,447,500	1,974,550	(2,442)	1,972,108
Debt Service	385,500	535,639	508,538	0	508,538
Total Expenses by Dept	2,355,021	5,507,766	6,599,652	(170,935)	6,428,718

2015 Total Taxable Value	RATE	767,419,941
M & O Revenue	0.299719	2,300,103
I & S Revenue	0.066265	508,538
Other Revenue		3,620,077
Total Revenue		6,428,718
Combined Rate	0.365984	.015 increase

Certified Totals

0
0.00

PROPOSED BUDGET

FY 2016 / 2017

SUMMARY		Actuals as of: 8/19/2016	2015 / 2016 Budget	2016/ 2017 Proposed before adjs	2016/ 2017 Adjustments	2016 / 2017 Proposed Budget
Revenue - All Sources		2,238,509	2,766,910	3,584,914	0	5,284,914
Water Department		1,373,277	1,822,650	2,665,796	1,700,000	4,365,796
Sewer Department		112,771	230,001	245,724	0	245,724
Sanitation Department		189,798	313,085	313,774	0	313,774
Debt Service		366,761	401,174	359,620	0	359,620
	Total Expenses by Dept	2,042,607	2,766,910	3,584,914	1,700,000	5,284,914

(0)

**City of Parker-Proprietary Fund
Proposed - FY 2016 / 2017**

ACCT #	Revenue - City	Actuals as of: 8/17/2016	2015 / 2016 Budgeted Revenue	2016 / 2017 Budget (before adjustments)	2016 / 2017 Adjustments	2016/ 2017 Proposed Budget
Revenues						
2-70-4010	Water Sales	1,593,873	2,016,910	2,663,164		2,663,164
2-70-4020	Meter Installation Fees	108,000	115,000	110,000		110,000
2-70-4030	Water Late Charges	14,184	20,000	20,000		20,000
2-70-4040	Other Income & Interest	99,227	60,000	70,000		70,000
	Revenue - TXDOT				1,700,000	1,700,000
2-75-4060	Sewer Revenue	166,325	235,000	246,750		246,750
2-80-4800	Sanitation Revenue	256,901	320,000	325,000		325,000
	Sub-total Revenue	2,238,509	2,766,910	3,434,914	0	5,134,914
County Funds						
				0		0
	Sub-Total County Funds	0	0	0	0	0
Fund Balance Transfers						
	Reserves - Cap Improvements	0	0	150,000		150,000
	Reserves - Operating Funds	0	0			0
	Sub-Total Fund Balance Trfs	0	0	150,000	0	150,000
	Grand Total all Sources	2,238,509	2,766,910	3,584,914	0	5,284,914

% change from
previous year 91.00%

NOTICE OF 2016 TAX YEAR PROPOSED PROPERTY TAX RATE FOR CITY OF PARKER

A tax rate of \$0.365984 per \$100 valuation has been proposed for adoption by the governing body of City of Parker. This rate exceeds the lower of the effective or rollback tax rate, and state law requires that two public hearings be held by the governing body before adopting the proposed tax rate.

The governing body of City of Parker proposes to use revenue attributable to the tax rate increase for the purpose of funding maintenance and operations expenditures.

PROPOSED TAX RATE \$0.365984 per \$100
PRECEDING YEAR'S TAX RATE \$0.350984 per \$100
EFFECTIVE TAX RATE \$0.304124 per \$100
ROLLBACK TAX RATE \$0.321153 per \$100

The effective tax rate is the total tax rate needed to raise the same amount of property tax revenue for City of
Parker from the same properties in both the 2015 tax year and the 2016 tax year.

The rollback tax rate is the highest tax rate that City of Parker may adopt before voters are entitled to petition for an election to limit the rate that may be approved to the rollback rate.

YOUR TAXES OWED UNDER ANY OF THE ABOVE RATES
CAN BE CALCULATED AS FOLLOWS:

property tax amount= (rate) x (taxable value of your property)/100

For assistance or detailed information about tax calculations,
please contact:

Kenneth L. Maun
Tax Assessor-Collector
2300 Bloomdale Road
McKinney, TX 75071
972-547-5020
kmaun@collincountytx.gov
www.parkertexas.us

You are urged to attend and express your views at the following public hearings on the proposed tax rate:

First Hearing: August 23, 2016 at 7:00 pm at the Parker City Hall,
5700 E Parker Road, Parker, TX 75002.

Second Hearing: August 30, 2016 at 7:00 pm at the Parker City
Hall, 5700 E Parker Road, Parker, TX 75002.

DN-1549144-01

☐ PROOF O.K. BY: _____ ☐ O.K. WITH CORRECTIONS BY: _____

PLEASE READ CAREFULLY • SUBMIT CORRECTIONS ONLINE

ADVERTISER: CITY OF PARKER SALES PERSON: Black PUBLICATION: DN-DALLAS MORNING NEWS SIZE: 5.41 col X 10.5 in	PROOF CREATED AT: 8/12/2016 1:41 AM PROOF DUE: - NEXT RUN DATE: 08/16/16	DN-1549144-01.INDD
---	--	--------------------

CITY COUNCIL
FUTURE AGENDA ITEMS

	ITEM DESCRIPTION	CONTACT	Notes
2016			
TBD	Create a comprehensive zoning ordinance review committee (Fence Requirements)	Council	discussion requested 3/17
TBD	Annual Codification Supplement	C'Sec	April
TBD	Alarm Ord.		3/1/16 Email C. Pettie
TBD	Solicitors' Permit Ord.		3/1/16 Email C. Pettie
TBD	Charter Committee	Flanigan	Added 12/4/15; 3/10 Budget/Planning Session
Jan., Apr., July., Oct,	Republic Waste Report		REQUIRED PER ORDINANCE AND AGREEMENT.
August	Review Curfew Ordinance 594		
August 30, 2016	2nd P.H. Notice 2016 Property Tax Rates		
Aug/Sept	PARKER STORAGE FACILITY DEVELOPMENT PLAT AND PRELIMINARY ENGINEERING PLANS	Flanigan	
Aug/Sept	ISO Presentation from Kelley Stalder	Marshall/Sheff	7/11/16 email
Aug/Sept	Noise - Southfork exceeds Ord. levels	Flanigan	8/10 Public Comment
Aug/Sept	ZBA Ord. & P&Z Ord.	Pettie	8/10 FAI
Aug/Sept	Appt. of Contract Com. - Tabled	Marshall	8/10 tabled for review
Aug/Sept	Outdoor Weather Alert/Alarm System	Stone/Flanigan	reqstd 5/19; 11/10 Annual Plnng Mtg; 1/19 CC Agnd
Aug/Sept	Weather Station w/Water Consultant	Flanigan	11/10/15 Annual

CITY COUNCIL
FUTURE AGENDA ITEMS

	ITEM DESCRIPTION	CONTACT	Notes
Sept. 6, 2016	Adopt 2016 Property Tax Rates		
September 30, 2016	Murphy Dispatch Agreement	Police	Annual renewal - Resolution 2015-473
October	Dallas Morning News		06022016 CAJS email
Oct. 24-Nov. 4	Election - Early Voting	Marshall	November Election - Parker City Hall
November 1, 2016	Board Appointments		Annually in November
Nov. 8	Election Day	Marshall	November Election - Parker City Hall